

CERTIFICATION OF TAXABLE VALUE AND VALUE ATTRIBUTABLE TO GROWTH

{format for all counties and cities.}

TAX YEAR 2024

{certification required on or before August 20th of each year}

**TO: CHERRY COUNTY
CHERRY COUNTY CLERK
365 N MAIN ST
VALENTINE, NE 69201**

TAXABLE VALUE LOCATED IN THE COUNTY OF: CHERRY

Name of Political Subdivision	Subdivision Type (County or City)	Value Attributable to Growth *	Total Taxable Value	Real Growth Value ^a	Prior Year Total Real Property Valuation	Real Growth Percentage ^b
COUNTY LEVY	County-General	47,769,088	2,792,515,228	8,386,704	2,321,903,427	0.36

^{*} Value attributable to growth is determined pursuant to Neb. Rev. Stat. § 13-518 which includes real and personal property and annexation, if applicable.

^a Real Growth Value is determined pursuant to Neb. Rev. Stat. § 77-1631 which includes (i) improvements to real property as a result of new construction and additions to existing buildings, (ii) any other improvements to real property which increase the value of such property, (iii) annexation of real property by the political subdivision, and (iv) a change in the use of real property; and (v) the annual increase in the excess value for any tax increment financing project located in the political subdivision, if applicable.

^b Real Growth Percentage is determined pursuant to Neb. Rev. Stat. § 77-1631 and is equal to the political subdivision's Real Growth Value divided by the political subdivision's total real property valuation from the prior year.

I JACKIE MORELAND, CHERRY County Assessor hereby certify that the valuation listed herein is, to the best of my knowledge and belief, the true and accurate taxable valuation for the current year, pursuant to Neb. Rev. Stat. §§ 13-509 and 13-518.


Jackie Moreland
(signature of county assessor)

8/20/2024
(date)

CC: County Clerk, CHERRY County

CC: County Clerk where district is headquarter, if different county, CHERRY County

Note to political subdivision: A copy of the Certification of Value must be attached to the budget document.



CERTIFICATION OF TAXABLE VALUE AND VALUE ATTRIBUTABLE TO GROWTH

{format for all counties and cities.}

TAX YEAR 2024

{certification required on or before August 20th of each year}

TO: CITY OF VALENTINE
ATTN: SHANE SIEWERT, MANAGER
PO BOX 177
VALENTINE, NE 69201

TAXABLE VALUE LOCATED IN THE COUNTY OF: CHERRY

Name of Political Subdivision	Subdivision Type (County or City)	Value Attributable to Growth *	Total Taxable Value	Real Growth Value ^a	Prior Year Total Real Property Valuation	Real Growth Percentage ^b
VALENTINE CITY	City/Village	4,511,399	255,637,474	1,601,879	216,170,930	0.74

* Value attributable to growth is determined pursuant to Neb. Rev. Stat. § 13-518 which includes real and personal property and annexation, if applicable.

^a Real Growth Value is determined pursuant to Neb. Rev. Stat. § 77-1631 which includes (i) improvements to real property as a result of new construction and additions to existing buildings, (ii) any other improvements to real property which increase the value of such property, (iii) annexation of real property by the political subdivision, and (iv) a change in the use of real property; and (v) the annual increase in the excess value for any tax increment financing project located in the political subdivision, if applicable.

^b Real Growth Percentage is determined pursuant to Neb. Rev. Stat. § 77-1631 and is equal to the political subdivision's Real Growth Value divided by the political subdivision's total real property valuation from the prior year.

I JACKIE MORELAND, CHERRY County Assessor hereby certify that the valuation listed herein is, to the best of my knowledge and belief, the true and accurate taxable valuation for the current year, pursuant to Neb. Rev. Stat. §§ 13-509 and 13-518.


Jackie Moreland
 (signature of county assessor)

8/20/2024
 (date)

CC: County Clerk, CHERRY County

CC: County Clerk where district is headquarter, if different county, CHERRY County

Note to political subdivision: A copy of the Certification of Value must be attached to the budget document.



CERTIFICATION OF TAXABLE VALUE AND VALUE ATTRIBUTABLE TO GROWTH

{format for all counties and cities.}

TAX YEAR 2024

{certification required on or before August 20th of each year}

**TO: VILLAGE OF CODY
ATT: KRISTA OSTRANSKY
BOX 118
CODY, NE 69211**

TAXABLE VALUE LOCATED IN THE COUNTY OF: CHERRY


Name of Political Subdivision	Subdivision Type (County or City)	Value Attributable to Growth *	Total Taxable Value	Real Growth Value ^a	Prior Year Total Real Property Valuation	Real Growth Percentage ^b
CODY VILLAGE	City/Village	268,393	10,732,748	16,323	8,792,279	0.19

* Value attributable to growth is determined pursuant to Neb. Rev. Stat. § 13-518 which includes real and personal property and annexation, if applicable.

^a Real Growth Value is determined pursuant to Neb. Rev. Stat. § 77-1631 which includes (i) improvements to real property as a result of new construction and additions to existing buildings, (ii) any other improvements to real property which increase the value of such property, (iii) annexation of real property by the political subdivision, and (iv) a change in the use of real property; and (v) the annual increase in the excess value for any tax increment financing project located in the political subdivision, if applicable.

^b Real Growth Percentage is determined pursuant to Neb. Rev. Stat. § 77-1631 and is equal to the political subdivision's Real Growth Value divided by the political subdivision's total real property valuation from the prior year.

I JACKIE MORELAND, CHERRY County Assessor hereby certify that the valuation listed herein is, to the best of my knowledge and belief, the true and accurate taxable valuation for the current year, pursuant to Neb. Rev. Stat. §§ 13-509 and 13-518.



(signature of county assessor)

8/20/2024
(date)

CC: County Clerk, CHERRY County

CC: County Clerk where district is headquarter, if different county, CHERRY County

Note to political subdivision: A copy of the Certification of Value must be attached to the budget document.



CERTIFICATION OF TAXABLE VALUE AND VALUE ATTRIBUTABLE TO GROWTH

{format for all counties and cities.}

TAX YEAR 2024

{certification required on or before August 20th of each year}

TO: VILLAGE OF CROOKSTON
ATT: PHYLLIS DANIELS, TREASURER
PO BOX 77
CROOKSTON, NE 69212

TAXABLE VALUE LOCATED IN THE COUNTY OF: CHERRY

Name of Political Subdivision	Subdivision Type (County or City)	Value Attributable to Growth *	Total Taxable Value	Real Growth Value ^a	Prior Year Total Real Property Valuation	Real Growth Percentage ^b
CROOKSTON VILLAGE	City/Village	0	4,013,441	0	3,006,802	0.00

* Value attributable to growth is determined pursuant to Neb. Rev. Stat. § 13-518 which includes real and personal property and annexation, if applicable.

^a Real Growth Value is determined pursuant to Neb. Rev. Stat. § 77-1631 which includes (i) improvements to real property as a result of new construction and additions to existing buildings, (ii) any other improvements to real property which increase the value of such property, (iii) annexation of real property by the political subdivision, and (iv) a change in the use of real property; and (v) the annual increase in the excess value for any tax increment financing project located in the political subdivision, if applicable.

^b Real Growth Percentage is determined pursuant to Neb. Rev. Stat. § 77-1631 and is equal to the political subdivision's Real Growth Value divided by the political subdivision's total real property valuation from the prior year.

I JACKIE MORELAND, CHERRY County Assessor hereby certify that the valuation listed herein is, to the best of my knowledge and belief, the true and accurate taxable valuation for the current year, pursuant to Neb. Rev. Stat. §§ 13-509 and 13-518.


Jackie Moreland
(signature of county assessor)

8/20/2024
(date)

CC: County Clerk, CHERRY County

CC: County Clerk where district is headquarter, if different county, CHERRY County

Note to political subdivision: A copy of the Certification of Value must be attached to the budget document.



CERTIFICATION OF TAXABLE VALUE AND VALUE ATTRIBUTABLE TO GROWTH

{format for all counties and cities.}

TAX YEAR 2024

{certification required on or before August 20th of each year}

**TO: VILLAGE OF KILGORE
ATT: BREE HILL, SECRETARY
PO BOX 135
KILGORE, NE 69216**

TAXABLE VALUE LOCATED IN THE COUNTY OF: CHERRY

Name of Political Subdivision	Subdivision Type (County or City)	Value Attributable to Growth *	Total Taxable Value	Real Growth Value ^a	Prior Year Total Real Property Valuation	Real Growth Percentage ^b
KILGORE VILLAGE	City/Village	0	4,555,301	0	3,559,239	0.00

* Value attributable to growth is determined pursuant to Neb. Rev. Stat. § 13-518 which includes real and personal property and annexation, if applicable.

^a Real Growth Value is determined pursuant to Neb. Rev. Stat. § 77-1631 which includes (i) improvements to real property as a result of new construction and additions to existing buildings, (ii) any other improvements to real property which increase the value of such property, (iii) annexation of real property by the political subdivision, and (iv) a change in the use of real property; and (v) the annual increase in the excess value for any tax increment financing project located in the political subdivision, if applicable.

^b Real Growth Percentage is determined pursuant to Neb. Rev. Stat. § 77-1631 and is equal to the political subdivision's Real Growth Value divided by the political subdivision's total real property valuation from the prior year.

I JACKIE MORELAND, CHERRY County Assessor hereby certify that the valuation listed herein is, to the best of my knowledge and belief, the true and accurate taxable valuation for the current year, pursuant to Neb. Rev. Stat. §§ 13-509 and 13-518.


Jackie Moreland
(signature of county assessor)

8/20/2024
(date)

CC: County Clerk, CHERRY County

CC: County Clerk where district is headquarter, if different county, CHERRY County

Note to political subdivision: A copy of the Certification of Value must be attached to the budget document.



CERTIFICATION OF TAXABLE VALUE AND VALUE ATTRIBUTABLE TO GROWTH

{format for all counties and cities.}

TAX YEAR 2024

{certification required on or before August 20th of each year}

**TO: VILLAGE OF MERRIMAN
ATT: CACEE MCCONAUGHEY TREASURER
PO BOX 63
MERRIMAN, NE 69218**

TAXABLE VALUE LOCATED IN THE COUNTY OF: CHERRY

Name of Political Subdivision	Subdivision Type (County or City)	Value Attributable to Growth *	Total Taxable Value	Real Growth Value ^a	Prior Year Total Real Property Valuation	Real Growth Percentage ^b
MERRIMAN VILLAGE	City/Village	129,987	4,012,364	0	3,393,014	0.00

** Value attributable to growth is determined pursuant to Neb. Rev. Stat. § 13-518 which includes real and personal property and annexation, if applicable.*

^a Real Growth Value is determined pursuant to Neb. Rev. Stat. § 77-1631 which includes (i) improvements to real property as a result of new construction and additions to existing buildings, (ii) any other improvements to real property which increase the value of such property, (iii) annexation of real property by the political subdivision, and (iv) a change in the use of real property; and (v) the annual increase in the excess value for any tax increment financing project located in the political subdivision, if applicable.

^b Real Growth Percentage is determined pursuant to Neb. Rev. Stat. § 77-1631 and is equal to the political subdivision's Real Growth Value divided by the political subdivision's total real property valuation from the prior year.

I JACKIE MORELAND, CHERRY County Assessor hereby certify that the valuation listed herein is, to the best of my knowledge and belief, the true and accurate taxable valuation for the current year, pursuant to Neb. Rev. Stat. §§ 13-509 and 13-518.


Jackie Moreland
(signature of county assessor)

8/20/2024
(date)

CC: County Clerk, CHERRY County

CC: County Clerk where district is headquarter, if different county, CHERRY County

Note to political subdivision: A copy of the Certification of Value must be attached to the budget document.



CERTIFICATION OF TAXABLE VALUE AND VALUE ATTRIBUTABLE TO GROWTH

{format for all counties and cities}

TAX YEAR 2024

{certification required on or before August 20th of each year}

**TO: VILLAGE OF WOOD LAKE
ATT: ANITA OLSON
PO BOX 788
WOOD LAKE, NE 69221**

TAXABLE VALUE LOCATED IN THE COUNTY OF: CHERRY

Name of Political Subdivision	Subdivision Type (County or City)	Value Attributable to Growth *	Total Taxable Value	Real Growth Value ^a	Prior Year Total Real Property Valuation	Real Growth Percentage ^b
WOOD LAKE VILLAGE	City/Village	33,204	3,033,993	0	2,478,447	0.00

* Value attributable to growth is determined pursuant to Neb. Rev. Stat. § 13-518 which includes real and personal property and annexation, if applicable.

^a Real Growth Value is determined pursuant to Neb. Rev. Stat. § 77-1631 which includes (i) improvements to real property as a result of new construction and additions to existing buildings, (ii) any other improvements to real property which increase the value of such property, (iii) annexation of real property by the political subdivision, and (iv) a change in the use of real property; and (v) the annual increase in the excess value for any tax increment financing project located in the political subdivision, if applicable.

^b Real Growth Percentage is determined pursuant to Neb. Rev. Stat. § 77-1631 and is equal to the political subdivision's Real Growth Value divided by the political subdivision's total real property valuation from the prior year.

I JACKIE MORELAND, CHERRY County Assessor hereby certify that the valuation listed herein is, to the best of my knowledge and belief, the true and accurate taxable valuation for the current year, pursuant to Neb. Rev. Stat. §§ 13-509 and 13-518.


Jackie Moreland
(signature of county assessor)

8/20/2024
(date)

CC: County Clerk, CHERRY County

CC: County Clerk where district is headquarter, if different county, CHERRY County

Note to political subdivision: A copy of the Certification of Value must be attached to the budget document.



CERTIFICATION OF TAXABLE VALUE AND VALUE ATTRIBUTABLE TO GROWTH

{format for all counties and cities.}

TAX YEAR 2024

{certification required on or before August 20th of each year}

**TO: VILLAGE OF NENZEL
TIMOTHY NOLLETTE, TREASURER
402 S MAIN ST
NENZEL, NE 69219**

TAXABLE VALUE LOCATED IN THE COUNTY OF: CHERRY

Name of Political Subdivision	Subdivision Type (County or City)	Value Attributable to Growth *	Total Taxable Value	Real Growth Value ^a	Prior Year Total Real Property Valuation	Real Growth Percentage ^b
NENZEL	City/Village	0	963,689	0	619,784	0.00

* Value attributable to growth is determined pursuant to Neb. Rev. Stat. § 13-518 which includes real and personal property and annexation, if applicable.

^a Real Growth Value is determined pursuant to Neb. Rev. Stat. § 77-1631 which includes (i) improvements to real property as a result of new construction and additions to existing buildings, (ii) any other improvements to real property which increase the value of such property, (iii) annexation of real property by the political subdivision, and (iv) a change in the use of real property; and (v) the annual increase in the excess value for any tax increment financing project located in the political subdivision, if applicable.

^b Real Growth Percentage is determined pursuant to Neb. Rev. Stat. § 77-1631 and is equal to the political subdivision's Real Growth Value divided by the political subdivision's total real property valuation from the prior year.

I JACKIE MORELAND, CHERRY County Assessor hereby certify that the valuation listed herein is, to the best of my knowledge and belief, the true and accurate taxable valuation for the current year, pursuant to Neb. Rev. Stat. §§ 13-509 and 13-518.

Jackie Moreland
(signature of county assessor)

8/20/2024
(date)

CC: County Clerk, CHERRY County

CC: County Clerk where district is headquarter, if different county, CHERRY County

Note to political subdivision: A copy of the Certification of Value must be attached to the budget document.



CERTIFICATION OF TAXABLE VALUE AND VALUE ATTRIBUTABLE TO GROWTH

{format for all political subdivisions other than (a) sanitary improvement districts in existence five years or less, (b) counties, (c) cities, (d) school districts, and (e) community colleges.}

TAX YEAR 2024

{certification required on or before August 20th, of each year}

**BARLEY RURAL FIRE DISTRICT
ATTN: ANGEL DAVIS TREASURER
35409 MEDICINE LAKE RD
CODY, NE 69211**

TO:

TAXABLE VALUE LOCATED IN THE COUNTY OF: CHERRY

Name of Political Subdivision	Subdivision Type (e.g. fire, NRD, ESU)	Value Attributable to Growth	Total Taxable Value
BARLEY FIRE	Fire-District	666,574	70,185,072

**Value attributable to growth is determined pursuant to Neb. Rev. Stat. § 13-518 which includes real and personal property and annexation, if applicable.*

I **JACKIE MORELAND**, **CHERRY** County Assessor hereby certify that the valuation listed herein is, to the best of my knowledge and belief, the true and accurate taxable valuation for the current year, pursuant to Neb. Rev. Stat. §§ 13-509 and 13-518.


Jackie Moreland
(signature of county assessor)

8/20/2024
(date)

CC: County Clerk, **CHERRY** County

CC: County Clerk where district is headquarter, if different county, **CHERRY** County

Note to political subdivision: A copy of the Certification of Value must be attached to the budget document.



CERTIFICATION OF TAXABLE VALUE AND VALUE ATTRIBUTABLE TO GROWTH

{format for all political subdivisions **other than** (a) sanitary improvement districts in existence five years or less, (b) counties, (c) cities, (d) school districts, and (e) community colleges.}

TAX YEAR 2024

{certification required on or before August 20th, of each year}

CODY RURAL FIRE DISTRICT
ATTN: JEFF VACKINER TREASURER
35878 BOILING SPRINGS RD
CODY, NE 69211

TO:

TAXABLE VALUE LOCATED IN THE COUNTY OF: CHERRY

Name of Political Subdivision	Subdivision Type (e.g. fire, NRD, ESU)	Value Attributable to Growth	Total Taxable Value
CODY FIRE	Fire-District	3,120,891	123,074,727

**Value attributable to growth is determined pursuant to Neb. Rev. Stat. § 13-518 which includes real and personal property and annexation, if applicable.*

I JACKIE MORELAND, CHERRY County Assessor hereby certify that the valuation listed herein is, to the best of my knowledge and belief, the true and accurate taxable valuation for the current year, pursuant to Neb. Rev. Stat. §§ 13-509 and 13-518.


Jackie Moreland
(signature of county assessor)

8/20/2024
(date)

CC: County Clerk, CHERRY County

CC: County Clerk where district is headquarter, if different county, CHERRY County

Note to political subdivision: A copy of the Certification of Value must be attached to the budget document.



CERTIFICATION OF TAXABLE VALUE AND VALUE ATTRIBUTABLE TO GROWTH

{format for all political subdivisions other than (a) sanitary improvement districts in existence five years or less, (b) counties, (c) cities, (d) school districts, and (e) community colleges.}

TAX YEAR 2024

{certification required on or before August 20th, of each year}

GORDON RURAL FIRE DISTRICT

ATT: JAY CHILD, TREASURER

**TO: 7823 245TH TRAIL
GORDON, NE 69343**

TAXABLE VALUE LOCATED IN THE COUNTY OF: CHERRY

Name of Political Subdivision	Subdivision Type (e.g. fire, NRD, ESU)	Value Attributable to Growth	Total Taxable Value
GORDON FIRE	Fire-District	1,032,039	270,575,058

**Value attributable to growth is determined pursuant to Neb. Rev. Stat. § 13-518 which includes real and personal property and annexation, if applicable.*

I **JACKIE MORELAND**, **CHERRY** County Assessor hereby certify that the valuation listed herein is, to the best of my knowledge and belief, the true and accurate taxable valuation for the current year, pursuant to Neb. Rev. Stat. §§ 13-509 and 13-518.

Jackie Moreland
(signature of county assessor)

8/20/2024
(date)

CC: County Clerk, **CHERRY** County

CC: County Clerk where district is headquarter, if different county, **SHERIDAN** County

Note to political subdivision: A copy of the Certification of Value must be attached to the budget document.



CERTIFICATION OF TAXABLE VALUE AND VALUE ATTRIBUTABLE TO GROWTH

{format for all political subdivisions other than (a) sanitary improvement districts in existence five years or less, (b) counties, (c) cities, (d) school districts, and (e) community colleges.}

TAX YEAR 2024

{certification required on or before August 20th, of each year}

KILGORE RURAL FIRE
ATT: TIMOTHY NOLLETTE, TREASURER
TO: 402 S MAIN STREET
NENZEL, NE 69219

TAXABLE VALUE LOCATED IN THE COUNTY OF: CHERRY

Name of Political Subdivision	Subdivision Type (e.g. fire, NRD, ESU)	Value Attributable to Growth	Total Taxable Value
KILGORE FIRE	Fire-District	2,756,059	99,275,702

**Value attributable to growth is determined pursuant to Neb. Rev. Stat. § 13-518 which includes real and personal property and annexation, if applicable.*

I **JACKIE MORELAND**, **CHERRY** County Assessor hereby certify that the valuation listed herein is, to the best of my knowledge and belief, the true and accurate taxable valuation for the current year, pursuant to Neb. Rev. Stat. §§ 13-509 and 13-518.

Jackie Moreland
(signature of county assessor)

8/20/2024
(date)

CC: County Clerk, **CHERRY** County

CC: County Clerk where district is headquarter, if different county, **CHERRY** County

Note to political subdivision: A copy of the Certification of Value must be attached to the budget document.



CERTIFICATION OF TAXABLE VALUE AND VALUE ATTRIBUTABLE TO GROWTH

{format for all political subdivisions other than (a) sanitary improvement districts in existence five years or less, (b) counties, (c) cities, (d) school districts, and (e) community colleges.}

TAX YEAR 2024

{certification required on or before August 20th, of each year}

MID CHERRY RURAL FIRE DISTRICT
ATT: ELIZABETH RAVENSCROFT TREASURER
35868 RAVENSCROFT LN
NENZEL, NE 69219

TO:

TAXABLE VALUE LOCATED IN THE COUNTY OF: CHERRY

Name of Political Subdivision	Subdivision Type (e.g. fire, NRD, ESU)	Value Attributable to Growth	Total Taxable Value
MIDCHERRY FIRE	Fire-District	267,023	124,208,790

**Value attributable to growth is determined pursuant to Neb. Rev. Stat. § 13-518 which includes real and personal property and annexation, if applicable.*

I **JACKIE MORELAND**, **CHERRY** County Assessor hereby certify that the valuation listed herein is, to the best of my knowledge and belief, the true and accurate taxable valuation for the current year, pursuant to Neb. Rev. Stat. §§ 13-509 and 13-518.


Jackie Moreland
(signature of county assessor)

8/20/2024
(date)

CC: County Clerk, **CHERRY** County

CC: County Clerk where district is headquarter, if different county, **CHERRY** County

Note to political subdivision: A copy of the Certification of Value must be attached to the budget document.



CERTIFICATION OF TAXABLE VALUE AND VALUE ATTRIBUTABLE TO GROWTH

{format for all political subdivisions other than (a) sanitary improvement districts in existence five years or less, (b) counties, (c) cities, (d) school districts, and (e) community colleges.}

TAX YEAR 2024

{certification required on or before August 20th, of each year}

MERRIMAN FIRE DISTRICT
ATT: MIKE MCCONAUGHEY TREASURER
TO: 34105 US HWY 20
MERRIMAN, NE 69218

TAXABLE VALUE LOCATED IN THE COUNTY OF: CHERRY

Name of Political Subdivision	Subdivision Type (e.g. fire, NRD, ESU)	Value Attributable to Growth	Total Taxable Value
MERRIMAN FIRE	Fire-District	5,436,758	291,732,420

**Value attributable to growth is determined pursuant to Neb. Rev. Stat. § 13-518 which includes real and personal property and annexation, if applicable.*

I **JACKIE MORELAND**, **CHERRY** County Assessor hereby certify that the valuation listed herein is, to the best of my knowledge and belief, the true and accurate taxable valuation for the current year, pursuant to Neb. Rev. Stat. §§ 13-509 and 13-518.

Jackie Moreland
(signature of county assessor)

8/20/2024
(date)

CC: County Clerk, **CHERRY** County

CC: County Clerk where district is headquarter, if different county, **CHERRY** County

Note to political subdivision: A copy of the Certification of Value must be attached to the budget document.



CERTIFICATION OF TAXABLE VALUE AND VALUE ATTRIBUTABLE TO GROWTH

{format for all political subdivisions other than (a) sanitary improvement districts in existence five years or less, (b) counties, (c) cities, (d) school districts, and (e) community colleges.}

TAX YEAR 2024

{certification required on or before August 20th, of each year}

MULLEN RURAL FIRE DISTRICT

ATT: CHRIS O'BRIEN

TO:

PO BOX 61

MULLEN, NE 69152

TAXABLE VALUE LOCATED IN THE COUNTY OF: CHERRY

Name of Political Subdivision	Subdivision Type (e.g. fire, NRD, ESU)	Value Attributable to Growth	Total Taxable Value
MULLEN FIRE	Fire-District	3,080,257	277,051,997

**Value attributable to growth is determined pursuant to Neb. Rev. Stat. § 13-518 which includes real and personal property and annexation, if applicable.*

I **JACKIE MORELAND**, **CHERRY** County Assessor hereby certify that the valuation listed herein is, to the best of my knowledge and belief, the true and accurate taxable valuation for the current year, pursuant to Neb. Rev. Stat. §§ 13-509 and 13-518.

Jackie Moreland
(signature of county assessor)

8/20/2024
(date)

CC: County Clerk, **CHERRY** County

CC: County Clerk where district is headquarter, if different county, **HOOKER** County

Note to political subdivision: A copy of the Certification of Value must be attached to the budget document.



CERTIFICATION OF TAXABLE VALUE AND VALUE ATTRIBUTABLE TO GROWTH

{format for all political subdivisions other than (a) sanitary improvement districts in existence five years or less, (b) counties, (c) cities, (d) school districts, and (e) community colleges.}

TAX YEAR 2024

{certification required on or before August 20th, of each year}

PURDUM RURAL FIRE
ATT: KIM COX, TREASURER
TO: 84363 HARVEST AVE
PURDUM, NE 69157

TAXABLE VALUE LOCATED IN THE COUNTY OF: CHERRY

Name of Political Subdivision	Subdivision Type (e.g. fire, NRD, ESU)	Value Attributable to Growth	Total Taxable Value
PURDUM FIRE	Fire-District	1,375,610	148,664,792

**Value attributable to growth is determined pursuant to Neb. Rev. Stat. § 13-518 which includes real and personal property and annexation, if applicable.*

I JACKIE MORELAND, CHERRY County Assessor hereby certify that the valuation listed herein is, to the best of my knowledge and belief, the true and accurate taxable valuation for the current year, pursuant to Neb. Rev. Stat. §§ 13-509 and 13-518.


Jackie Moreland
(signature of county assessor)

8/20/2024
(date)

CC: County Clerk, CHERRY County

CC: County Clerk where district is headquarter, if different county, CHERRY County

Note to political subdivision: A copy of the Certification of Value must be attached to the budget document.



CERTIFICATION OF TAXABLE VALUE AND VALUE ATTRIBUTABLE TO GROWTH

{format for all political subdivisions other than (a) sanitary improvement districts in existence five years or less, (b) counties, (c) cities, (d) school districts, and (e) community colleges.}

TAX YEAR 2024

{certification required on or before August 20th, of each year}

**TO: SANDHILLS FIRE DISTRICT
ATT: DELORES BRENNEMANN
PO BOX 330
HYANNIS, NE 69350**

TAXABLE VALUE LOCATED IN THE COUNTY OF: CHERRY

Name of Political Subdivision	Subdivision Type (e.g. fire, NRD, ESU)	Value Attributable to Growth	Total Taxable Value
SANDHILLS FIRE	Fire-District	902,928	171,738,027

**Value attributable to growth is determined pursuant to Neb. Rev. Stat. § 13-518 which includes real and personal property and annexation, if applicable.*

I **JACKIE MORELAND**, **CHERRY** County Assessor hereby certify that the valuation listed herein is, to the best of my knowledge and belief, the true and accurate taxable valuation for the current year, pursuant to Neb. Rev. Stat. §§ 13-509 and 13-518.


Jackie Moreland
(signature of county assessor)

8/20/2024
(date)

CC: County Clerk, **CHERRY** County

CC: County Clerk where district is headquarter, if different county, **GRANT** County

Note to political subdivision: A copy of the Certification of Value must be attached to the budget document.



CERTIFICATION OF TAXABLE VALUE AND VALUE ATTRIBUTABLE TO GROWTH

{format for all political subdivisions other than (a) sanitary improvement districts in existence five years or less, (b) counties, (c) cities, (d) school districts, and (e) community colleges.}

TAX YEAR 2024

{certification required on or before August 20th, of each year}

THEDFORD FIRE DISTRICT

**TO: PO BOX 161
THEDFORD, NE 69161**

TAXABLE VALUE LOCATED IN THE COUNTY OF: CHERRY

Name of Political Subdivision	Subdivision Type (e.g. fire, NRD, ESU)	Value Attributable to Growth	Total Taxable Value
THEDFORD FIRE	Fire-District	1,510,657	204,463,720

**Value attributable to growth is determined pursuant to Neb. Rev. Stat. § 13-518 which includes real and personal property and annexation, if applicable.*

I **JACKIE MORELAND**, **CHERRY** County Assessor hereby certify that the valuation listed herein is, to the best of my knowledge and belief, the true and accurate taxable valuation for the current year, pursuant to Neb. Rev. Stat. §§ 13-509 and 13-518.


Jackie Moreland
(signature of county assessor)

8/20/2024
(date)

CC: County Clerk, **CHERRY** County

CC: County Clerk where district is headquarter, if different county, **THOMAS** County

Note to political subdivision: A copy of the Certification of Value must be attached to the budget document.



CERTIFICATION OF TAXABLE VALUE AND VALUE ATTRIBUTABLE TO GROWTH

{format for all political subdivisions other than (a) sanitary improvement districts in existence five years or less, (b) counties, (c) cities, (d) school districts, and (e) community colleges.}

TAX YEAR 2024

{certification required on or before August 20th, of each year}

VALENTINE RURAL FIRE DISTRICT

ATTN: TOM DAVIS, TREASURER

TO: 38979 STATE SPUR 16B

VALENTINE, NE 69201

TAXABLE VALUE LOCATED IN THE COUNTY OF: CHERRY

Name of Political Subdivision	Subdivision Type (e.g. fire, NRD, ESU)	Value Attributable to Growth	Total Taxable Value
VALENTINE FIRE	Fire-District	20,733,138	565,436,518

**Value attributable to growth is determined pursuant to Neb. Rev. Stat. § 13-518 which includes real and personal property and annexation, if applicable.*

I JACKIE MORELAND, CHERRY County Assessor hereby certify that the valuation listed herein is, to the best of my knowledge and belief, the true and accurate taxable valuation for the current year, pursuant to Neb. Rev. Stat. §§ 13-509 and 13-518.

Jackie Moreland
(signature of county assessor)

8/20/2024
(date)

CC: County Clerk, CHERRY County

CC: County Clerk where district is headquarter, if different county, CHERRY County

Note to political subdivision: A copy of the Certification of Value must be attached to the budget document.



CERTIFICATION OF TAXABLE VALUE AND VALUE ATTRIBUTABLE TO GROWTH

{format for all political subdivisions other than (a) sanitary improvement districts in existence five years or less, (b) counties, (c) cities, (d) school districts, and (e) community colleges.}

TAX YEAR 2024

{certification required on or before August 20th, of each year}

WOOD LAKE RURAL FIRE DISTRICT
ATTN: TED BUECHLE, TREASURER
TO: 87313 S WOOD LAKE RD
WOOD LAKE, NE 69221

TAXABLE VALUE LOCATED IN THE COUNTY OF: CHERRY

Name of Political Subdivision	Subdivision Type (e.g. fire, NRD, ESU)	Value Attributable to Growth	Total Taxable Value
WOOD LAKE FIRE	Fire-District	2,245,766	186,458,566

**Value attributable to growth is determined pursuant to Neb. Rev. Stat. § 13-518 which includes real and personal property and annexation, if applicable.*

I **JACKIE MORELAND**, **CHERRY** County Assessor hereby certify that the valuation listed herein is, to the best of my knowledge and belief, the true and accurate taxable valuation for the current year, pursuant to Neb. Rev. Stat. §§ 13-509 and 13-518.

Jackie Moreland
(signature of county assessor)

8/20/2024
(date)

CC: County Clerk, **CHERRY** County

CC: County Clerk where district is headquarter, if different county, **CHERRY** County

Note to political subdivision: A copy of the Certification of Value must be attached to the budget document.



CERTIFICATION OF TAXABLE VALUE AND VALUE ATTRIBUTABLE TO GROWTH

{format for all political subdivisions other than (a) sanitary improvement districts in existence five years or less, (b) counties, (c) cities, (d) school districts, and (e) community colleges.}

TAX YEAR 2024

{certification required on or before August 20th, of each year}

MIDDLE NIOBRARA NRD
ATTN: MIKE MURPHY, MANAGER
TO: 303 EAST HWY 20
VALENTINE, NE 69201

TAXABLE VALUE LOCATED IN THE COUNTY OF: CHERRY

Name of Political Subdivision	Subdivision Type (e.g. fire, NRD, ESU)	Value Attributable to Growth	Total Taxable Value
MIDDLE NIOBRARA NRD	N.R.D.	40,411,212	1,915,131,412

**Value attributable to growth is determined pursuant to Neb. Rev. Stat. § 13-518 which includes real and personal property and annexation, if applicable.*

I **JACKIE MORELAND**, **CHERRY** County Assessor hereby certify that the valuation listed herein is, to the best of my knowledge and belief, the true and accurate taxable valuation for the current year, pursuant to Neb. Rev. Stat. §§ 13-509 and 13-518.

Jackie Moreland
(signature of county assessor)

8/20/2024
(date)

CC: County Clerk, **CHERRY** County

CC: County Clerk where district is headquarter, if different county, **CHERRY** County

Note to political subdivision: A copy of the Certification of Value must be attached to the budget document.



CERTIFICATION OF TAXABLE VALUE AND VALUE ATTRIBUTABLE TO GROWTH

{format for all political subdivisions other than (a) sanitary improvement districts in existence five years or less, (b) counties, (c) cities, (d) school districts, and (e) community colleges.}

TAX YEAR 2024

{certification required on or before August 20th, of each year}

**TO: UPPER LOUP NRD
ATT: JAMIE GREEN
39252 HWY 2
THEDFORD, NE 69166**

TAXABLE VALUE LOCATED IN THE COUNTY OF: CHERRY

Name of Political Subdivision	Subdivision Type (e.g. fire, NRD, ESU)	Value Attributable to Growth	Total Taxable Value
UPPER LOUP NRD	N.R.D.	7,357,876	877,383,816

**Value attributable to growth is determined pursuant to Neb. Rev. Stat. § 13-518 which includes real and personal property and annexation, if applicable.*

I **JACKIE MORELAND**, **CHERRY** County Assessor hereby certify that the valuation listed herein is, to the best of my knowledge and belief, the true and accurate taxable valuation for the current year, pursuant to Neb. Rev. Stat. §§ 13-509 and 13-518.

Jackie Moreland
(signature of county assessor)

8/20/2024
(date)

CC: County Clerk, **CHERRY** County

CC: County Clerk where district is headquarter, if different county, **THOMAS** County

Note to political subdivision: A copy of the Certification of Value must be attached to the budget document.



CERTIFICATION OF TAXABLE VALUE AND VALUE ATTRIBUTABLE TO GROWTH

{format for all political subdivisions other than (a) sanitary improvement districts in existence five years or less, (b) counties, (c) cities, (d) school districts, and (e) community colleges.}

TAX YEAR 2024

{certification required on or before August 20th, of each year}

CHERRY COUNTY BOOKMOBILE

ATT: CARRIE GRAHAM

TO:

324 N MAIN ST

VALENTINE, NE 69201

TAXABLE VALUE LOCATED IN THE COUNTY OF: CHERRY

Name of Political Subdivision	Subdivision Type (e.g. fire, NRD, ESU)	Value Attributable to Growth	Total Taxable Value
BOOKMOBILE	Misc-District	43,257,689	2,536,877,754

**Value attributable to growth is determined pursuant to Neb. Rev. Stat. § 13-518 which includes real and personal property and annexation, if applicable.*

I **JACKIE MORELAND**, **CHERRY** County Assessor hereby certify that the valuation listed herein is, to the best of my knowledge and belief, the true and accurate taxable valuation for the current year, pursuant to Neb. Rev. Stat. §§ 13-509 and 13-518.

Jackie Moreland
(signature of county assessor)

8/20/2024
(date)

CC: County Clerk, **CHERRY** County

CC: County Clerk where district is headquarter, if different county, **CHERRY** County

Note to political subdivision: A copy of the Certification of Value must be attached to the budget document.



CERTIFICATION OF TAXABLE VALUE AND VALUE ATTRIBUTABLE TO GROWTH

{format for all political subdivisions other than (a) sanitary improvement districts in existence five years or less, (b) counties, (c) cities, (d) school districts, and (e) community colleges.}

TAX YEAR 2024

{certification required on or before August 20th, of each year}

GORDON MEMORIAL HOSPITAL

ATT: KELSEY SMITH

TO:

300 E 8TH ST


GORDON, NE 69343

TAXABLE VALUE LOCATED IN THE COUNTY OF: CHERRY

Name of Political Subdivision	Subdivision Type (e.g. fire, NRD, ESU)	Value Attributable to Growth	Total Taxable Value
GORDON MEMORIAL HOSP	Misc-District	4,579,850	268,958,342

*Value attributable to growth is determined pursuant to Neb. Rev. Stat. § 13-518 which includes real and personal property and annexation, if applicable.

I **JACKIE MORELAND**, **CHERRY** County Assessor hereby certify that the valuation listed herein is, to the best of my knowledge and belief, the true and accurate taxable valuation for the current year, pursuant to Neb. Rev. Stat. §§ 13-509 and 13-518.



(signature of county assessor)

8/20/2024
(date)

CC: County Clerk, **CHERRY** County

CC: County Clerk where district is headquarter, if different county, **SHERIDAN** County

Note to political subdivision: A copy of the Certification of Value must be attached to the budget document.



CERTIFICATION OF TAXABLE VALUE AND VALUE ATTRIBUTABLE TO GROWTH

{format for all political subdivisions other than (a) sanitary improvement districts in existence five years or less, (b) counties, (c) cities, (d) school districts, and (e) community colleges.}

TAX YEAR 2024

{certification required on or before August 20th, of each year}

CHERRY COUNTY AG SOCIETY

ATT: L & B JOHNSON

TO:

PO BOX 365


VALENTINE, NE 69201

TAXABLE VALUE LOCATED IN THE COUNTY OF: CHERRY

Name of Political Subdivision	Subdivision Type (e.g. fire, NRD, ESU)	Value Attributable to Growth	Total Taxable Value
AG SOCIETY	Misc-District	47,769,088	2,792,515,228

*Value attributable to growth is determined pursuant to Neb. Rev. Stat. § 13-518 which includes real and personal property and annexation, if applicable.

I **JACKIE MORELAND**, **CHERRY** County Assessor hereby certify that the valuation listed herein is, to the best of my knowledge and belief, the true and accurate taxable valuation for the current year, pursuant to Neb. Rev. Stat. §§ 13-509 and 13-518.


(signature of county assessor)

8/20/2024
(date)

CC: County Clerk, **CHERRY** County

CC: County Clerk where district is headquarter, if different county, **CHERRY** County

Note to political subdivision: A copy of the Certification of Value must be attached to the budget document.



CERTIFICATION OF TAXABLE VALUE AND VALUE ATTRIBUTABLE TO GROWTH

{format for all political subdivisions other than (a) sanitary improvement districts in existence five years or less, (b) counties, (c) cities, (d) school districts, and (e) community colleges.}

TAX YEAR 2024

{certification required on or before August 20th, of each year}

CHERRY COUNTY HISTORICAL SOCIETY

**TO: PO BOX 284
VALENTINE, NE 69201**

TAXABLE VALUE LOCATED IN THE COUNTY OF: CHERRY

Name of Political Subdivision	Subdivision Type (e.g. fire, NRD, ESU)	Value Attributable to Growth	Total Taxable Value
HISTORICAL SOCIETY	Misc-District	47,769,088	2,792,515,228

**Value attributable to growth is determined pursuant to Neb. Rev. Stat. § 13-518 which includes real and personal property and annexation, if applicable.*

I JACKIE MORELAND, CHERRY County Assessor hereby certify that the valuation listed herein is, to the best of my knowledge and belief, the true and accurate taxable valuation for the current year, pursuant to Neb. Rev. Stat. §§ 13-509 and 13-518.

Jackie Moreland
(signature) of county assessor

8/20/2024
(date)

CC: County Clerk, CHERRY County

CC: County Clerk where district is headquarter, if different county, CHERRY County

Note to political subdivision: A copy of the Certification of Value must be attached to the budget document.



CERTIFICATION OF TAXABLE VALUE AND VALUE ATTRIBUTABLE TO GROWTH

{format for all political subdivisions other than (a) sanitary improvement districts in existence five years or less, (b) counties, (c) cities, (d) school districts, and (e) community colleges.}

TAX YEAR 2024

{certification required on or before August 20th, of each year}

EDUCATIONAL SERVICE UNIT #13

ATT: DESIRA MARTIN

TO:

4215 AVENUE I

SCOTTSBLUFF, NE 69361

TAXABLE VALUE LOCATED IN THE COUNTY OF: CHERRY

Name of Political Subdivision	Subdivision Type (e.g. fire, NRD, ESU)	Value Attributable to Growth	Total Taxable Value
ESU 13	E.S.U.	4,873,481	264,972,668

**Value attributable to growth is determined pursuant to Neb. Rev. Stat. § 13-518 which includes real and personal property and annexation, if applicable.*

I JACKIE MORELAND, CHERRY County Assessor hereby certify that the valuation listed herein is, to the best of my knowledge and belief, the true and accurate taxable valuation for the current year, pursuant to Neb. Rev. Stat. §§ 13-509 and 13-518.

Jackie Moreland
(signature of county assessor)

8/20/2024
(date)

CC: County Clerk, CHERRY County

CC: County Clerk where district is headquarter, if different county, SCOTTSBLUFF County

Note to political subdivision: A copy of the Certification of Value must be attached to the budget document.



CERTIFICATION OF TAXABLE VALUE AND VALUE ATTRIBUTABLE TO GROWTH

{format for all political subdivisions other than (a) sanitary improvement districts in existence five years or less, (b) counties, (c) cities, (d) school districts, and (e) community colleges.}

TAX YEAR 2024

{certification required on or before August 20th, of each year}

EDUCATIONAL SERVICE UNIT #16

ATT: AMBER LUTZ

**TO: 314 WEST FIRST STREET
OGALLALA, NE 69153**

TAXABLE VALUE LOCATED IN THE COUNTY OF: CHERRY

Name of Political Subdivision	Subdivision Type (e.g. fire, NRD, ESU)	Value Attributable to Growth	Total Taxable Value
ESU 16	E.S.U.	5,282,263	532,845,333

**Value attributable to growth is determined pursuant to Neb. Rev. Stat. § 13-518 which includes real and personal property and annexation, if applicable.*

I JACKIE MORELAND, CHERRY County Assessor hereby certify that the valuation listed herein is, to the best of my knowledge and belief, the true and accurate taxable valuation for the current year, pursuant to Neb. Rev. Stat. §§ 13-509 and 13-518.


Jackie Moreland
(signature of county assessor)

8/20/2024
(date)

CC: County Clerk, CHERRY County

CC: County Clerk where district is headquarter, if different county, KEITH County

Note to political subdivision: A copy of the Certification of Value must be attached to the budget document.



CERTIFICATION OF TAXABLE VALUE AND VALUE ATTRIBUTABLE TO GROWTH

{format for all political subdivisions **other than** (a) sanitary improvement districts in existence five years or less, (b) counties, (c) cities, (d) school districts, and (e) community colleges.}

TAX YEAR 2024

{certification required on or before August 20th, of each year}

EDUCATIONAL SERVICE UNIT #17

ATT: GERALDINE ERICKSON

TO: 207 N MAIN STREET
AINSWORTH, NE 69210

TAXABLE VALUE LOCATED IN THE COUNTY OF: CHERRY

Name of Political Subdivision	Subdivision Type (e.g. fire, NRD, ESU)	Value Attributable to Growth	Total Taxable Value
ESU 17	E.S.U.	37,613,344	1,994,697,226

*Value attributable to growth is determined pursuant to Neb. Rev. Stat. § 13-518 which includes real and personal property and annexation, if applicable.

I JACKIE MORELAND, CHERRY County Assessor hereby certify that the valuation listed herein is, to the best of my knowledge and belief, the true and accurate taxable valuation for the current year, pursuant to Neb. Rev. Stat. §§ 13-509 and 13-518.

Jackie Moreland
(signature of county assessor)

8/20/2024
(date)

CC: County Clerk, CHERRY County

CC: County Clerk where district is headquarter, if different county, BROWN County

Note to political subdivision: A copy of the Certification of Value must be attached to the budget document.



CERTIFICATION OF TAXABLE VALUE

{format for community colleges.}

TAX YEAR 2024

{certification required on or before August 20th, of each year}

MID PLAINS COMMUNITY COLLEGE

**TO: ATT: MIKE STEELE
1101 HALLIGAN DRIVE
NORTH PLATTE, NE 69101**

TAXABLE VALUE LOCATED IN THE COUNTY OF: CHERRY

Name of Community College	Total Taxable Value	Real Growth Value *	Prior Year Total Real Property Valuation	Real Growth Percentage ^a
MID-PLAINS COMM COLLEGE	1,700,985,063	7,864,711	1,392,314,939	0.56

**Real Growth Value is determined pursuant to Neb. Rev. Stat. § 77-1631 which includes (i) improvements to real property as a result of new construction and additions to existing buildings, (ii) any other improvements to real property which increase the value of such property, (iii) annexation of real property by the political subdivision, and (iv) a change in the use of real property; and (v) the annual increase in the excess value for any tax increment financing project located in the political subdivision, if applicable.*

^a Real Growth Percentage is determined pursuant to Neb. Rev. Stat. § 77-1631 and is equal to the community college's Real Growth Value divided by the community college's total real property valuation from the prior year.

I JACKIE MORELAND, CHERRY County Assessor hereby certify that the valuation listed herein is, to the best of my knowledge and belief, the true and accurate taxable valuation for the current year, pursuant to Neb. Rev. Stat. § 13-509.

Jackie Moreland
(signature of county assessor)

8/20/2024
(date)

CC: County Clerk, CHERRY County

CC: County Clerk where district is headquarter, if different county, LINCOLN County

Note to political subdivision: A copy of the Certification of Value must be attached to the budget document.



CERTIFICATION OF TAXABLE VALUE

{format for community colleges.}

TAX YEAR 2024

{certification required on or before August 20th, of each year}

TO: **WESTERN NEBRASKA COLLEGE**
ATT: LYNNE KOSKI VP
1601 E 27TH
SCOTTSBLUFF, NE 69361

TAXABLE VALUE LOCATED IN THE COUNTY OF: CHERRY

Name of Community College	Total Taxable Value	Real Growth Value *	Prior Year Total Real Property Valuation	Real Growth Percentage ^a
WESTERN NE COMM COLLEGE	1,091,530,163	521,993	929,588,487	0.06

**Real Growth Value is determined pursuant to Neb. Rev. Stat. § 77-1631 which includes (i) improvements to real property as a result of new construction and additions to existing buildings, (ii) any other improvements to real property which increase the value of such property, (iii) annexation of real property by the political subdivision, and (iv) a change in the use of real property; and (v) the annual increase in the excess value for any tax increment financing project located in the political subdivision, if applicable.*

^aReal Growth Percentage is determined pursuant to Neb. Rev. Stat. § 77-1631 and is equal to the community college's Real Growth Value divided by the community college's total real property valuation from the prior year.

I JACKIE MORELAND, CHERRY County Assessor hereby certify that the valuation listed herein is, to the best of my knowledge and belief, the true and accurate taxable valuation for the current year, pursuant to Neb. Rev. Stat. § 13-509.

Jackie Moreland
(signature of county assessor)

8/20/2024
(date)

CC: County Clerk, CHERRY County

CC: County Clerk where district is headquarter, if different county, SCOTTSBLUFF County

Note to political subdivision: A copy of the Certification of Value must be attached to the budget document.



CERTIFICATION OF TAXABLE VALUE FOR SCHOOL DISTRICTS
TAX YEAR 2024

{certification required on or before August 20th of each year}

TO: VALENTINE COMMUNITY SCHOOLS
ATTN: MIKE HALLEY SUPERINTENDENT
431 N GREEN ST
VALENTINE, NE 69201


TAXABLE VALUE LOCATED IN THE COUNTY OF CHERRY

Name of School District	Class of School	Base School Code	Unified/ Learning Comm. Code	School District Taxable Value	School District Real Growth Value *	School District Prior Year Total Real Property Valuation	Real Growth Percentage ^a
VALENTINE HIGH 6	3	16-0006		1,750,362,341	5,183,031	1,441,969,470	0.36

** Real Growth Value is determined pursuant to Neb. Rev. Stat. § 77-1631 which includes (i) improvements to real property as a result of new construction and additions to existing buildings, (ii) any other improvements to real property which increase the value of such property, (iii) annexation of real property by the political subdivision, and (iv) a change in the use of real property; and (v) the annual increase in the excess value for any tax increment financing project located in the political subdivision, if applicable.*

^a Real Growth Percentage is determined pursuant to Neb. Rev. Stat. § 77-1631 and is equal to the school district's Real Growth Value divided by the school district's total real property valuation from the prior year.

I JACKIE MORELAND, CHERRY County Assessor hereby certify that the valuation listed herein is, to the best of my knowledge and belief, the true and accurate taxable valuation for the current year, pursuant to Neb. Rev. Stat. § 13-509.


(signature of county assessor)

8/20/2024
(date)



CC: County Clerk, CHERRY County

CC: County Clerk where school district is headquartered, if different county, CHERRY County

- **Reminders to School District:** 1) A copy of the Certification of Value must be attached to the budget document and 2) Property Tax Request *excludes* the amount of principal or interest on bonds issued or authorized to be issued by a school district. Laws 2023, LB727, § 49.

Guideline form provided by Nebraska Dept. of Revenue Property Assessment Division (July 2023)

CERTIFICATION OF TAXABLE VALUE FOR SCHOOL DISTRICTS
TAX YEAR 2024

{certification required on or before August 20th of each year}

TO: GORDON-RUSHVILLE SCHOOLS
ATT: NATHAN LIVINGSTON
PO BOX 530
GORDON, NE 69343


TAXABLE VALUE LOCATED IN THE COUNTY OF CHERRY

Name of School District	Class of School	Base School Code	Unified/ Learning Comm. Code	School District Taxable Value	School District Real Growth Value *	School District Prior Year Total Real Property Valuation	Real Growth Percentage ^a
GORDON RUSHVILLE HIGH 10	3	81-0010		264,971,835	481,070	223,784,064	0.21

** Real Growth Value is determined pursuant to Neb. Rev. Stat. § 77-1631 which includes (i) improvements to real property as a result of new construction and additions to existing buildings, (ii) any other improvements to real property which increase the value of such property, (iii) annexation of real property by the political subdivision, and (iv) a change in the use of real property; and (v) the annual increase in the excess value for any tax increment financing project located in the political subdivision, if applicable.*

^a Real Growth Percentage is determined pursuant to Neb. Rev. Stat. § 77-1631 and is equal to the school district's Real Growth Value divided by the school district's total real property valuation from the prior year.

I JACKIE MORELAND, CHERRY County Assessor hereby certify that the valuation listed herein is, to the best of my knowledge and belief, the true and accurate taxable valuation for the current year, pursuant to Neb. Rev. Stat. § 13-509.


(signature of county assessor)

8/20/2024
(date)

CC: County Clerk, CHERRY County

CC: County Clerk where school district is headquartered, if different county, SHERIDAN County

- *Reminders to School District: 1) A copy of the Certification of Value must be attached to the budget document and 2) Property Tax Request excludes the amount of principal or interest on bonds issued or authorized to be issued by a school district. Laws 2023, LB727, § 49.*

Guideline form provided by Nebraska Dept. of Revenue Property Assessment Division (July 2023)

CERTIFICATION OF TAXABLE VALUE FOR SCHOOL DISTRICTS
TAX YEAR 2024

{certification required on or before August 20th of each year}

TO: **HYANNIS PUBLIC SCHOOLS**
ATT: TRAVIS HAWK
PO BOX 286
HYANNIS, NE 69350

TAXABLE VALUE LOCATED IN THE COUNTY OF CHERRY

Name of School District	Class of School	Base School Code	Unified/ Learning Comm. Code	School District Taxable Value	School District Real Growth Value *	School District Prior Year Total Real Property Valuation	Real Growth Percentage ^a
HYANNIS 11	3	38-0011		195,871,481	0	167,513,415	0.00

** Real Growth Value is determined pursuant to Neb. Rev. Stat. § 77-1631 which includes (i) improvements to real property as a result of new construction and additions to existing buildings, (ii) any other improvements to real property which increase the value of such property, (iii) annexation of real property by the political subdivision, and (iv) a change in the use of real property; and (v) the annual increase in the excess value for any tax increment financing project located in the political subdivision, if applicable.*

^a Real Growth Percentage is determined pursuant to Neb. Rev. Stat. § 77-1631 and is equal to the school district's Real Growth Value divided by the school district's total real property valuation from the prior year.

I JACKIE MORELAND, CHERRY County Assessor hereby certify that the valuation listed herein is, to the best of my knowledge and belief, the true and accurate taxable valuation for the current year, pursuant to Neb. Rev. Stat. § 13-509.

Jackie Moreland
(signature of county assessor)

8/20/2024
(date)

CC: County Clerk, CHERRY County

CC: County Clerk where school district is headquartered, if different county, GRANT County

- *Reminders to School District: 1) A copy of the Certification of Value must be attached to the budget document and 2) Property Tax Request excludes the amount of principal or interest on bonds issued or authorized to be issued by a school district. Laws 2023, LB727, § 49.*

Guideline form provided by Nebraska Dept. of Revenue Property Assessment Division (July 2023)

CERTIFICATION OF TAXABLE VALUE FOR SCHOOL DISTRICTS
TAX YEAR 2024

{certification required on or before August 20th of each year}

TO: MULLEN PUBLIC SCHOOLS
ATT: CHRIS KUNCL
PO BOX 127
MULLEN, NE 69152

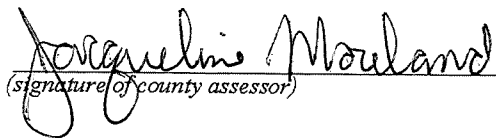
TAXABLE VALUE LOCATED IN THE COUNTY OF CHERRY

Name of School District	Class of School	Base School Code	Unified/ Learning Comm. Code	School District Taxable Value	School District Real Growth Value *	School District Prior Year Total Real Property Valuation	Real Growth Percentage ^a
MULLEN 1	3	46-0001		251,163,959	0	213,456,812	0.00

* Real Growth Value is determined pursuant to Neb. Rev. Stat. § 77-1631 which includes (i) improvements to real property as a result of new construction and additions to existing buildings, (ii) any other improvements to real property which increase the value of such property, (iii) annexation of real property by the political subdivision, and (iv) a change in the use of real property; and (v) the annual increase in the excess value for any tax increment financing project located in the political subdivision, if applicable.

^a Real Growth Percentage is determined pursuant to Neb. Rev. Stat. § 77-1631 and is equal to the school district's Real Growth Value divided by the school district's total real property valuation from the prior year.

I JACKIE MORELAND, CHERRY County Assessor hereby certify that the valuation listed herein is, to the best of my knowledge and belief, the true and accurate taxable valuation for the current year, pursuant to Neb. Rev. Stat. § 13-509.


(signature of county assessor)

8/20/2024
(date)

CC: County Clerk, CHERRY County

CC: County Clerk where school district is headquartered, if different county, HOOKE County

- **Reminders to School District:** 1) A copy of the Certification of Value must be attached to the budget document and 2) Property Tax Request excludes the amount of principal or interest on bonds issued or authorized to be issued by a school district. Laws 2023, LB727, § 49.

Guideline form provided by Nebraska Dept. of Revenue Property Assessment Division (July 2023)

CERTIFICATION OF TAXABLE VALUE FOR SCHOOL DISTRICTS
TAX YEAR 2024

{certification required on or before August 20th of each year}

TO: **THEDFORD PUBLIC SCHOOL**
ATT: BLAKE DAHLBERG
PO BOX 248
THEDFORD, NE 69166

TAXABLE VALUE LOCATED IN THE COUNTY OF CHERRY

Name of School District	Class of School	Base School Code	Unified/ Learning Comm. Code	School District Taxable Value	School District Real Growth Value *	School District Prior Year Total Real Property Valuation	Real Growth Percentage ^a
THEDFORD HIGH 1	3	86-0001		85,819,912	0	72,590,320	0.00

** Real Growth Value is determined pursuant to Neb. Rev. Stat. § 77-1631 which includes (i) improvements to real property as a result of new construction and additions to existing buildings, (ii) any other improvements to real property which increase the value of such property, (iii) annexation of real property by the political subdivision, and (iv) a change in the use of real property; and (v) the annual increase in the excess value for any tax increment financing project located in the political subdivision, if applicable.*

^a Real Growth Percentage is determined pursuant to Neb. Rev. Stat. § 77-1631 and is equal to the school district's Real Growth Value divided by the school district's total real property valuation from the prior year.

I JACKIE MORELAND, CHERRY County Assessor hereby certify that the valuation listed herein is, to the best of my knowledge and belief, the true and accurate taxable valuation for the current year, pursuant to Neb. Rev. Stat. § 13-509.

Jacqueline Moreland
(signature of county assessor)

8/20/2024
(date)

CC: County Clerk, CHERRY County

CC: County Clerk where school district is headquartered, if different county, THOMAS County

- *Reminders to School District: 1) A copy of the Certification of Value must be attached to the budget document and 2) Property Tax Request excludes the amount of principal or interest on bonds issued or authorized to be issued by a school district. Laws 2023, LB727, § 49.*

Guideline form provided by Nebraska Dept. of Revenue Property Assessment Division (July 2023)

CERTIFICATION OF TAXABLE VALUE FOR SCHOOL DISTRICTS
TAX YEAR 2024

{certification required on or before August 20th of each year}

TO: CODY-KILGORE SCHOOLS
ATT: RYAN ORROCK
PO BOX 216
CODY, NE 69211

TAXABLE VALUE LOCATED IN THE COUNTY OF CHERRY

Name of School District	Class of School	Base School Code	Unified/ Learning Comm. Code	School District Taxable Value	School District Real Growth Value *	School District Prior Year Total Real Property Valuation	Real Growth Percentage ^a
CODY-KILGORE 30	3	16-0030		244,325,698	2,722,603	202,589,345	1.34

** Real Growth Value is determined pursuant to Neb. Rev. Stat. § 77-1631 which includes (i) improvements to real property as a result of new construction and additions to existing buildings, (ii) any other improvements to real property which increase the value of such property, (iii) annexation of real property by the political subdivision, and (iv) a change in the use of real property; and (v) the annual increase in the excess value for any tax increment financing project located in the political subdivision, if applicable.*

^a Real Growth Percentage is determined pursuant to Neb. Rev. Stat. § 77-1631 and is equal to the school district's Real Growth Value divided by the school district's total real property valuation from the prior year.

I JACKIE MORELAND, CHERRY County Assessor hereby certify that the valuation listed herein is, to the best of my knowledge and belief, the true and accurate taxable valuation for the current year, pursuant to Neb. Rev. Stat. § 13-509.

Jackie Moreland
(signature of county assessor)

8/20/2024
(date)

CC: County Clerk, CHERRY County

CC: County Clerk where school district is headquartered, if different county, CHERRY County

- *Reminders to School District: 1) A copy of the Certification of Value must be attached to the budget document and 2) Property Tax Request excludes the amount of principal or interest on bonds issued or authorized to be issued by a school district. Laws 2023, LB727, § 49.*

Guideline form provided by Nebraska Dept. of Revenue Property Assessment Division (July 2023)

**CERTIFICATION OF VALUE
FOR COMMUNITY REDEVELOPMENT PROJECTS OR TAX INCREMENT
FINANCING PROJECTS (TIF) BASE AND EXCESS VALUE**

TAX YEAR 2024

{certification required annually}

SHANE SIEWERT, CITY MANAGER

TO City or Community Redevelopment Authority (CRA):

**PO BOX 177
VALENTINE, NE 69201**

TIF Base & Excess Value located in the City of VALENTINE, in the County of CHERRY.

NAME of TIF PROJECT	TIF BASE VALUE	TIF EXCESS VALUE
RANCHLAND FOODS TIF	78,549	1,120,000


I **JACKIE MORELAND**, **CHERRY** County Assessor hereby certify that the valuations listed herein is, to the best of my knowledge and belief, the true and accurate BASE VALUE and EXCESS VALUE for the Community Redevelopment/Tax Increment Financing Projects (TIF) for the current year, pursuant to Neb. Rev. Stat. §§ 18-2148, 18-2149, and 13-509.

Jackie Moreland
(signature of county assessor)

8/20/2024
(date)

CC: County Clerk, **CHERRY** County

CC: County Treasurer, **CHERRY** County



**CERTIFICATION OF VALUE
FOR COMMUNITY REDEVELOPMENT PROJECTS OR TAX INCREMENT
FINANCING PROJECTS (TIF) BASE AND EXCESS VALUE**

TAX YEAR 2024

{certification required annually}

SHANE SIEWERT, CITY MANAGER

TO City or Community Redevelopment Authority (CRA):

**PO BOX 177
VALENTINE, NE 69201**

TIF Base & Excess Value located in the City of VALENTINE, in the County of CHERRY.

NAME of TIF PROJECT	TIF BASE VALUE	TIF EXCESS VALUE
HWY 20 & 83 INFRASTRUCTUR	26,629	1,340,680

I **JACKIE MORELAND**, **CHERRY** County Assessor hereby certify that the valuations listed herein is, to the best of my knowledge and belief, the true and accurate BASE VALUE and EXCESS VALUE for the Community Redevelopment/Tax Increment Financing Projects (TIF) for the current year, pursuant to Neb. Rev. Stat. §§ 18-2148, 18-2149, and 13-509.

Jackie Moreland
(signature of county assessor)

8/20/2024
(date)

CC: County Clerk, **CHERRY** County

CC: County Treasurer, **CHERRY** County

