

**CERTIFICATION OF TAXABLE VALUE  
And VALUE ATTRIBUTABLE TO GROWTH**

*{format for all political subdivisions other than  
a) sanitary improvement districts in existence five years or less, and  
b) community colleges, and c) school districts}*

**TAX YEAR 2021**

*{certification required on or before August 20<sup>th</sup>, of each year}*

**TO: CHERRY COUNTY  
ATTENTION: COUNTY CLERK  
365 N MAIN STREET  
VALENTINE NE 69201**


**TAXABLE VALUE LOCATED IN THE COUNTY OF: CHERRY**

Name of Political Subdivision	Subdivision Type (e.g. city, fire, NRD)	Value attributable to Growth	Total Taxable Value
COUNTY LEVY	County-General	7,823,534	2,136,754,577

*\*Value attributable to growth is determined pursuant to section 13-518 which includes real and personal property and annexation, if applicable.*

I BETTY DAUGHERTY, CHERRY County Assessor hereby certify that the valuation listed herein is, to the best of my knowledge and belief, the true and accurate taxable valuation for the current year, pursuant to Neb. Rev. Stat. §13-509 and §13-518.

Betty Daugherty  
(signature of county assessor)



8/16/2021  
(date)

CC: County Clerk, CHERRY County

CC: County Clerk where district is headquarter, if different county, \_\_\_\_\_ County

*Note to political subdivision: A copy of the Certification of Value must be attached to the budget document.*

**CERTIFICATION OF TAXABLE VALUE  
And VALUE ATTRIBUTABLE TO GROWTH**

*{format for all political subdivisions other than  
a) sanitary improvement districts in existence five years or less, and  
b) community colleges, and c) school districts}*

**TAX YEAR 2021**

*{certification required on or before August 20<sup>th</sup>, of each year}*

**TO: CHERRY COUNTY BOOKMOBILE**


**324 N MAIN STREET  
VALENTINE NE 69201**

**TAXABLE VALUE LOCATED IN THE COUNTY OF: CHERRY**

Name of Political Subdivision	Subdivision Type (e.g. city, fire, NRD)	Value attributable to Growth	Total Taxable Value
BOOKMOBILE	Misc-District	5,799,749	1,946,907,079

*\*Value attributable to growth is determined pursuant to section 13-518 which includes real and personal property and annexation, if applicable.*

I BETTY DAUGHERTY, CHERRY County Assessor hereby certify that the valuation listed herein is, to the best of my knowledge and belief, the true and accurate taxable valuation for the current year, pursuant to Neb. Rev. Stat. §13-509 and §13-518.

  
(signature of county assessor)



8/16/2021  
(date)

CC: County Clerk, CHERRY County

CC: County Clerk where district is headquarter, if different county, \_\_\_\_\_ County

*Note to political subdivision: A copy of the Certification of Value must be attached to the budget document.*

**CERTIFICATION OF TAXABLE VALUE  
FOR SCHOOL DISTRICTS  
TAX YEAR 2021**

*{certification required on or before August 20<sup>th</sup> of each year}*


**TO: VALENTINE COMMUNITY SCHOOLS  
ATTN: MIKE HALLEY SUPERINTENDENT  
431 N GREEN STREET  
VA LENTINE NE 69201**

**TAXABLE VALUE LOCATED IN THE COUNTY OF CHERRY**

Name of School District	Class of School	Base School Code	Unified/ Learning Comm. Code	School District Taxable Value
VALENTINE HIGH 6	3	16-0006		1,325,634,069

I BETTY DAUGHERTY, CHERRY County Assessor hereby certify that the valuation listed herein is, to the best of my knowledge and belief, the true and accurate taxable valuation for the current year, pursuant to Neb. Rev. Stat. §13-509.

Betty Daugherty  
(signature of county assessor)



8/16/2021  
(date)

CC: County Clerk, CHERRY County

CC: County Clerk where school district is headquartered, if different county, \_\_\_\_\_ County

*Note to School District: A copy of the Certification of Value must be attached to the budget document.*

**CERTIFICATION OF TAXABLE VALUE  
FOR SCHOOL DISTRICTS  
TAX YEAR 2021**  
*{certification required on or before August 20<sup>th</sup> of each year}*


**TO: GORDON-RUSHVILLE SCHOOLS**


**P O BOX 530  
GORDON NE 69343**

**TAXABLE VALUE LOCATED IN THE COUNTY OF CHERRY**

Name of School District	Class of School	Base School Code	Unified/ Learning Comm. Code	School District Taxable Value
GORDON RUSHVILLE 10	3	81-0010		203,401,283

I BETTY DAUGHERTY, CHERRY County Assessor hereby certify that the valuation listed herein is, to the best of my knowledge and belief, the true and accurate taxable valuation for the current year, pursuant to Neb. Rev. Stat. §13-509.

  
(signature of county assessor)



8/16/2021  
(date)

CC: County Clerk, CHERRY County

CC: County Clerk where school district is headquartered, if different county, \_\_\_\_\_ County

*Note to School District: A copy of the Certification of Value must be attached to the budget document.*

**CERTIFICATION OF TAXABLE VALUE  
FOR SCHOOL DISTRICTS  
TAX YEAR 2021**

*{certification required on or before August 20<sup>th</sup> of each year}*

**TO:      HYANNIS PUBLIC SCHOOLS**


**P O BOX 286  
HYANNIS NE 69350**

**TAXABLE VALUE LOCATED IN THE COUNTY OF CHERRY**

Name of School District	Class of School	Base School Code	Unified/ Learning Comm. Code	School District Taxable Value
HYANNIS HIGH 11	3	38-0011		155,366,333

I BETTY DAUGHERTY, CHERRY County Assessor hereby certify that the valuation listed herein is, to the best of my knowledge and belief, the true and accurate taxable valuation for the current year, pursuant to Neb. Rev. Stat. §13-509.

Betty Daugherty  
(signature of county assessor)



8/16/2021  
(date)

CC: County Clerk, CHERRY County

CC: County Clerk where school district is headquartered, if different county, \_\_\_\_\_ County

*Note to School District: A copy of the Certification of Value must be attached to the budget document.*

**CERTIFICATION OF TAXABLE VALUE  
FOR SCHOOL DISTRICTS  
TAX YEAR 2021**

*{certification required on or before August 20<sup>th</sup> of each year}*

**TO: MULLEN PUBLIC SCHOOLS**


**P O BOX 127  
MULLEN NE 69152**

**TAXABLE VALUE LOCATED IN THE COUNTY OF CHERRY**

Name of School District	Class of School	Base School Code	Unified/ Learning Comm. Code	School District Taxable Value
MULLEN 1	3	46-0001		197,837,470

I BETTY DAUGHERTY, CHERRY County Assessor hereby certify that the valuation listed herein is, to the best of my knowledge and belief, the true and accurate taxable valuation for the current year, pursuant to Neb. Rev. Stat. §13-509.

Betty Daugherty  
(signature of county assessor)



8/16/2021  
(date)

CC: County Clerk, CHERRY County

CC: County Clerk where school district is headquartered, if different county, \_\_\_\_\_ County

*Note to School District: A copy of the Certification of Value must be attached to the budget document.*

**CERTIFICATION OF TAXABLE VALUE  
FOR SCHOOL DISTRICTS  
TAX YEAR 2021**

*{certification required on or before August 20<sup>th</sup> of each year}*

**TO:      THEDFORD PUBLIC SCHOOL**


**P O BOX 248  
THEDFORD NE 69166**

**TAXABLE VALUE LOCATED IN THE COUNTY OF CHERRY**

Name of School District	Class of School	Base School Code	Unified/ Learning Comm. Code	School District Taxable Value
THOMAS HIGH	3	86-0001		67,964,621

I BETTY DAUGHERTY, CHERRY County Assessor hereby certify that the valuation listed herein is, to the best of my knowledge and belief, the true and accurate taxable valuation for the current year, pursuant to Neb. Rev. Stat. §13-509.

Betty Daugherty  
(signature of county assessor)



8/16/2021  
(date)

CC: County Clerk, CHERRY County

CC: County Clerk where school district is headquartered, if different county, \_\_\_\_\_ County

*Note to School District: A copy of the Certification of Value must be attached to the budget document.*

**CERTIFICATION OF TAXABLE VALUE  
FOR SCHOOL DISTRICTS  
TAX YEAR 2021**  
*{certification required on or before August 20<sup>th</sup> of each year}*

**TO: CODY-KILGORE SCHOOLS**


**P O BOX 216  
CODY NE 69211**

**TAXABLE VALUE LOCATED IN THE COUNTY OF CHERRY**

Name of School District	Class of School	Base School Code	Unified/ Learning Comm. Code	School District Taxable Value
CODY-KILGORE 30	3	16-0030		186,550,802

I BETTY DAUGHERTY, CHERRY County Assessor hereby certify that the valuation listed herein is, to the best of my knowledge and belief, the true and accurate taxable valuation for the current year, pursuant to Neb. Rev. Stat. §13-509.

Betty Daugherty  
(signature of county assessor)



8/16/2021  
(date)

CC: County Clerk, CHERRY County

CC: County Clerk where school district is headquartered, if different county, \_\_\_\_\_ County

*Note to School District: A copy of the Certification of Value must be attached to the budget document.*



**CERTIFICATION OF TAXABLE VALUE  
And VALUE ATTRIBUTABLE TO GROWTH**

*{format for all political subdivisions other than  
a) sanitary improvement districts in existence five years or less, and  
b) community colleges, and c) school districts}*

**TAX YEAR 2021**

*{certification required on or before August 20<sup>th</sup>, of each year}*

**TO: EDUCATIONAL SERVICE UNIT #13**

**4215 AVENUE I  
SCOTTSBLUFF NE 69361**


**TAXABLE VALUE LOCATED IN THE COUNTY OF: CHERRY**

Name of Political Subdivision	Subdivision Type (e.g. city, fire, NRD)	Value attributable to Growth	Total Taxable Value
ESU 13	E.S.U.	47,263	203,401,282

*\*Value attributable to growth is determined pursuant to section 13-518 which includes real and personal property and annexation, if applicable.*

I BETTY DAUGHERTY, CHERRY County Assessor hereby certify that the valuation listed herein is, to the best of my knowledge and belief, the true and accurate taxable valuation for the current year, pursuant to Neb. Rev. Stat. §13-509 and §13-518.

Betty Daugherty  
(signature of county assessor)



8/16/2021  
(date)

CC: County Clerk, CHERRY County

CC: County Clerk where district is headquarter, if different county, \_\_\_\_\_ County

*Note to political subdivision: A copy of the Certification of Value must be attached to the budget document.*

**CERTIFICATION OF TAXABLE VALUE  
And VALUE ATTRIBUTABLE TO GROWTH**

*{format for all political subdivisions other than  
a) sanitary improvement districts in existence five years or less, and  
b) community colleges, and c) school districts}*

**TAX YEAR 2021**

*{certification required on or before August 20<sup>th</sup>, of each year}*

**TO: EDUCATIONAL SERVICE UNIT #16**

**314 WEST 1ST STREET  
OGALLALA NE 69153**


**TAXABLE VALUE LOCATED IN THE COUNTY OF: CHERRY**

Name of Political Subdivision	Subdivision Type (e.g. city, fire, NRD)	Value attributable to Growth	Total Taxable Value
ESU 16	E.S.U.	778,260	421,168,424

*\*Value attributable to growth is determined pursuant to section 13-518 which includes real and personal property and annexation, if applicable.*

I BETTY DAUGHERTY, CHERRY County Assessor hereby certify that the valuation listed herein is, to the best of my knowledge and belief, the true and accurate taxable valuation for the current year, pursuant to Neb. Rev. Stat. §13-509 and §13-518.

Betty J. Daugherty  
(signature of county assessor)



8/16/2021  
(date)

CC: County Clerk, CHERRY County

CC: County Clerk where district is headquarter, if different county, \_\_\_\_\_ County

*Note to political subdivision: A copy of the Certification of Value must be attached to the budget document.*

**CERTIFICATION OF TAXABLE VALUE  
And VALUE ATTRIBUTABLE TO GROWTH**

*{format for all political subdivisions other than  
a) sanitary improvement districts in existence five years or less, and  
b) community colleges, and c) school districts}*

**TAX YEAR 2021**

*{certification required on or before August 20<sup>th</sup>, of each year}*

**TO: EDUCATIONAL SERVICE UNIT #17**

**207 N MAIN STREET  
AINSWORTH NE 69210**


**TAXABLE VALUE LOCATED IN THE COUNTY OF: CHERRY**

Name of Political Subdivision	Subdivision Type (e.g. city, fire, NRD)	Value attributable to Growth	Total Taxable Value
ESU 17	E.S.U.	8,921,541	1,512,184,870

*\*Value attributable to growth is determined pursuant to section 13-518 which includes real and personal property and annexation, if applicable.*

I BETTY DAUGHERTY, CHERRY County Assessor hereby certify that the valuation listed herein is, to the best of my knowledge and belief, the true and accurate taxable valuation for the current year, pursuant to Neb. Rev. Stat. §13-509 and §13-518.

Betty G. Daugherty  
(signature of county assessor)



8/16/2021  
(date)

CC: County Clerk, CHERRY County

CC: County Clerk where district is headquarter, if different county, \_\_\_\_\_ County

*Note to political subdivision: A copy of the Certification of Value must be attached to the budget document.*

**CERTIFICATION OF TAXABLE VALUE**  
*{format for a) sanitary improvement districts(SID) in existence for five years or less  
and b) all community colleges}*

**TAX YEAR 2021**  
*{certification required on or before August 20<sup>th</sup> of each year}*

**TO: MID PLAINS COMMUNITY COLLEGE**


**1101 HALLIGAN DRIVE  
NORTH PLATTE NE 69101**

**TAXABLE VALUE LOCATED IN THE COUNTY OF: CHERRY**

Name of Political Subdivision	Subdivision Type (e.g. community college, SID)	Total Taxable Value
MID-PLAINS	Comm-College	1,283,362,893

I BETTY DAUGHERTY, CHERRY County Assessor hereby certify that the valuation listed herein is, to the best of my knowledge and belief, the true and accurate taxable valuation for the current year, pursuant to Neb. Rev. Stat. §13-509.

Betty C. Daugherty  
(signature of county assessor)



8/16/2021  
(date)

CC: County Clerk, CHERRY County  
CC: County Clerk where district is headquartered, if different county, \_\_\_\_\_ County

*Note to political subdivision: A copy of the Certification of Value must be attached to the budget document.*

# CERTIFICATION OF TAXABLE VALUE

{format for a) sanitary improvement districts(SID) in existence for five years or less  
and b) all community colleges}

**TAX YEAR 2021**

{certification required on or before August 20<sup>th</sup> of each year}


**TO: WESTERN NEBRASKA COLLEGE**  
**ATT: LYNNE KOSKI VP**  
**1601 E 27TH**  
**SCOTTSBLUFF NE 69361**

**TAXABLE VALUE LOCATED IN THE COUNTY OF: CHERRY**

Name of Political Subdivision	Subdivision Type (e.g. community college, SID)	Total Taxable Value
WESTERN NE	Comm-College	853,391,686

I BETTY DAUGHERTY, CHERRY County Assessor hereby certify that the valuation listed herein is, to the best of my knowledge and belief, the true and accurate taxable valuation for the current year, pursuant to Neb. Rev. Stat. §13-509.

Betty Ch Daugherty  
(signature of county assessor)



8/16/2021  
(date)

CC: County Clerk, CHERRY County

CC: County Clerk where district is headquartered, if different county, \_\_\_\_\_ County

*Note to political subdivision: A copy of the Certification of Value must be attached to the budget document.*

**CERTIFICATION OF TAXABLE VALUE  
And VALUE ATTRIBUTABLE TO GROWTH**

*{format for all political subdivisions other than  
a) sanitary improvement districts in existence five years or less, and  
b) community colleges, and c) school districts}*

**TAX YEAR 2021**

*{certification required on or before August 20<sup>th</sup>, of each year}*

**TO: MIDDLE NIOBRARA NRD  
ATTN: MIKE MURPHY, MANAGER  
303 EAST HWY 20  
VALENTINE NE 69201**

**TAXABLE VALUE LOCATED IN THE COUNTY OF: CHERRY**


Name of Political Subdivision	Subdivision Type (e.g. city, fire, NRD)	Value attributable to Growth	Total Taxable Value
MIDDLE NIOBRARA	N.R.D.	8,573,458	1,441,698,476

*\*Value attributable to growth is determined pursuant to section 13-518 which includes real and personal property and annexation, if applicable.*

I BETTY DAUGHERTY, CHERRY County Assessor hereby certify that the valuation listed herein is, to the best of my knowledge and belief, the true and accurate taxable valuation for the current year, pursuant to Neb. Rev. Stat. §13-509 and §13-518.

Betty Daugherty  
(signature of county assessor)

8/16/2021  
(date)



CC: County Clerk, CHERRY County

CC: County Clerk where district is headquarter, if different county, \_\_\_\_\_ County

*Note to political subdivision: A copy of the Certification of Value must be attached to the budget document.*

**CERTIFICATION OF TAXABLE VALUE  
And VALUE ATTRIBUTABLE TO GROWTH**

*{format for all political subdivisions other than  
a) sanitary improvement districts in existence five years or less, and  
b) community colleges, and c) school districts}*

**TAX YEAR 2021**

*{certification required on or before August 20<sup>th</sup>, of each year}*

**TO: UPPER LOUP NRD**

**39252 HWY 2  
THEDFORD NE 69166**

**TAXABLE VALUE LOCATED IN THE COUNTY OF: CHERRY**


Name of Political Subdivision	Subdivision Type (e.g. city, fire, NRD)	Value attributable to Growth	Total Taxable Value
UPPER LOUP	N.R.D.	778,260	695,056,100

*\*Value attributable to growth is determined pursuant to section 13-518 which includes real and personal property and annexation, if applicable.*

I BETTY DAUGHERTY, CHERRY County Assessor hereby certify that the valuation listed herein is, to the best of my knowledge and belief, the true and accurate taxable valuation for the current year, pursuant to Neb. Rev. Stat. §13-509 and §13-518.

Betty C. Daugherty  
(signature of county assessor)

8/16/2021  
(date)



CC: County Clerk, CHERRY County

CC: County Clerk where district is headquarter, if different county, \_\_\_\_\_ County

*Note to political subdivision: A copy of the Certification of Value must be attached to the budget document.*

**CERTIFICATION OF TAXABLE VALUE  
And VALUE ATTRIBUTABLE TO GROWTH**

*{format for all political subdivisions other than  
a) sanitary improvement districts in existence five years or less, and  
b) community colleges, and c) school districts}*

**TAX YEAR 2021**

*{certification required on or before August 20<sup>th</sup>, of each year}*

**TO:     BARLEY RURAL FIRE DISTRICT  
          ATTN: ANGEL DAVIS TREASURER  
          35409 MEDICINE LAKE RD  
          CODY NE 69211**


**TAXABLE VALUE LOCATED IN THE COUNTY OF: CHERRY**

Name of Political Subdivision	Subdivision Type (e.g. city, fire, NRD)	Value attributable to Growth	Total Taxable Value
BARLEY FIRE	Fire-District	0	56,237,107

*\*Value attributable to growth is determined pursuant to section 13-518 which includes real and personal property and annexation, if applicable.*

I BETTY DAUGHERTY, CHERRY County Assessor hereby certify that the valuation listed herein is, to the best of my knowledge and belief, the true and accurate taxable valuation for the current year, pursuant to Neb. Rev. Stat. §13-509 and §13-518.

Betty J. Daugherty  
(signature of county assessor)



8/16/2021  
(date)

CC: County Clerk, CHERRY County  
CC: County Clerk where district is headquarter, if different county, \_\_\_\_\_ County

*Note to political subdivision: A copy of the Certification of Value must be attached to the budget document.*



**CERTIFICATION OF TAXABLE VALUE  
And VALUE ATTRIBUTABLE TO GROWTH**

*{format for all political subdivisions other than  
a) sanitary improvement districts in existence five years or less, and  
b) community colleges, and c) school districts}*

**TAX YEAR 2021**

*{certification required on or before August 20<sup>th</sup>, of each year}*

**TO: CODY RURAL FIRE DISTRICT  
ATTN; JEFF VACKINER TREASURER  
35878 BOILING SPRINGS RD  
CODY NE 69211**


**TAXABLE VALUE LOCATED IN THE COUNTY OF: CHERRY**

Name of Political Subdivision	Subdivision Type (e.g. city, fire, NRD)	Value attributable to Growth	Total Taxable Value
CODY FIRE	Fire-District	102,820	92,748,617

*\*Value attributable to growth is determined pursuant to section 13-518 which includes real and personal property and annexation, if applicable.*

I BETTY DAUGHERTY, CHERRY County Assessor hereby certify that the valuation listed herein is, to the best of my knowledge and belief, the true and accurate taxable valuation for the current year, pursuant to Neb. Rev. Stat. §13-509 and §13-518.

Betty Daugherty  
(signature of county assessor)



8/16/2021  
(date)

CC: County Clerk, CHERRY County

CC: County Clerk where district is headquarter, if different county, \_\_\_\_\_ County

*Note to political subdivision: A copy of the Certification of Value must be attached to the budget document.*

**CERTIFICATION OF TAXABLE VALUE  
And VALUE ATTRIBUTABLE TO GROWTH**

*{format for all political subdivisions other than  
a) sanitary improvement districts in existence five years or less, and  
b) community colleges, and c) school districts}*

**TAX YEAR 2021**

*{certification required on or before August 20<sup>th</sup>, of each year}*

**TO: GORDON RURAL FIRE DISTRICT  
ATTN MYRON PAUL TREASURER  
2125 610TH RD  
GORDON NE 69343**


**TAXABLE VALUE LOCATED IN THE COUNTY OF: CHERRY**

Name of Political Subdivision	Subdivision Type (e.g. city, fire, NRD)	Value attributable to Growth	Total Taxable Value
GORDON FIRE	Fire-District	43,063	212,723,936

*\*Value attributable to growth is determined pursuant to section 13-518 which includes real and personal property and annexation, if applicable.*

I BETTY DAUGHERTY, CHERRY County Assessor hereby certify that the valuation listed herein is, to the best of my knowledge and belief, the true and accurate taxable valuation for the current year, pursuant to Neb. Rev. Stat. §13-509 and §13-518.

Betty Daugherty  
(signature of county assessor)



8/16/2021  
(date)

CC: County Clerk, CHERRY County

CC: County Clerk where district is headquarter, if different county, \_\_\_\_\_ County

*Note to political subdivision: A copy of the Certification of Value must be attached to the budget document.*

**CERTIFICATION OF TAXABLE VALUE  
And VALUE ATTRIBUTABLE TO GROWTH**

*{format for all political subdivisions other than  
a) sanitary improvement districts in existence five years or less, and  
b) community colleges, and c) school districts}*

**TAX YEAR 2021**

*{certification required on or before August 20<sup>th</sup>, of each year}*

**TO: KILGORE RURAL FIRE  
TIMOTHY NOLLETTE, TREASURER  
402 S MAIN STREET  
NENZEL NE 69219**


**TAXABLE VALUE LOCATED IN THE COUNTY OF: CHERRY**

Name of Political Subdivision	Subdivision Type (e.g. city, fire, NRD)	Value attributable to Growth	Total Taxable Value
KILGORE FIRE	Fire-District	292,645	75,285,632

*\*Value attributable to growth is determined pursuant to section 13-518 which includes real and personal property and annexation, if applicable.*

I BETTY DAUGHERTY, CHERRY County Assessor hereby certify that the valuation listed herein is, to the best of my knowledge and belief, the true and accurate taxable valuation for the current year, pursuant to Neb. Rev. Stat. §13-509 and §13-518.

Betty Daugherty  
(signature of county assessor)



8/11/2021  
(date)

CC: County Clerk, CHERRY County  
CC: County Clerk where district is headquarter, if different county, \_\_\_\_\_ County

*Note to political subdivision: A copy of the Certification of Value must be attached to the budget document.*

**CERTIFICATION OF TAXABLE VALUE  
And VALUE ATTRIBUTABLE TO GROWTH**

*{format for all political subdivisions other than  
a) sanitary improvement districts in existence five years or less, and  
b) community colleges, and c) school districts}*

**TAX YEAR 2021**

*{certification required on or before August 20<sup>th</sup>, of each year}*

**TO: MID CHERRY RURAL FIRE DISTRICT  
ELIZABETH RAVENSCROFT TREASURER  
35868 RAVENSCROFT LANE  
NENZEL NE 69219**


**TAXABLE VALUE LOCATED IN THE COUNTY OF: CHERRY**

Name of Political Subdivision	Subdivision Type (e.g. city, fire, NRD)	Value attributable to Growth	Total Taxable Value
MIDCHERRY FIRE	Fire-District	0	98,284,825

*\*Value attributable to growth is determined pursuant to section 13-518 which includes real and personal property and annexation, if applicable.*

I BETTY DAUGHERTY, CHERRY County Assessor hereby certify that the valuation listed herein is, to the best of my knowledge and belief, the true and accurate taxable valuation for the current year, pursuant to Neb. Rev. Stat. §13-509 and §13-518.

Betty Daugherty  
(signature of county assessor)



8/16/2021  
(date)

CC: County Clerk, CHERRY County

CC: County Clerk where district is headquarter, if different county, \_\_\_\_\_ County

*Note to political subdivision: A copy of the Certification of Value must be attached to the budget document.*

**CERTIFICATION OF TAXABLE VALUE  
And VALUE ATTRIBUTABLE TO GROWTH**

*{format for all political subdivisions other than  
a) sanitary improvement districts in existence five years or less, and  
b) community colleges, and c) school districts}*

**TAX YEAR 2021**

*{certification required on or before August 20<sup>th</sup>, of each year}*

**TO: MERRIMAN FIRE DISTRICT  
MIKE MCCONAUGHEY TREASURER  
34105 US HWY 20  
MERRIMAN NE 69218**


**TAXABLE VALUE LOCATED IN THE COUNTY OF: CHERRY**

Name of Political Subdivision	Subdivision Type (e.g. city, fire, NRD)	Value attributable to Growth	Total Taxable Value
MERRIMAN FIRE	Fire-District	8,565	226,727,151

*\*Value attributable to growth is determined pursuant to section 13-518 which includes real and personal property and annexation, if applicable.*

I BETTY DAUGHERTY, CHERRY County Assessor hereby certify that the valuation listed herein is, to the best of my knowledge and belief, the true and accurate taxable valuation for the current year, pursuant to Neb. Rev. Stat. §13-509 and §13-518.

Betty Daugherty  
(signature of county assessor)



8/16/2021  
(date)

CC: County Clerk, CHERRY County

CC: County Clerk where district is headquarter, if different county, \_\_\_\_\_ County

*Note to political subdivision: A copy of the Certification of Value must be attached to the budget document.*

**CERTIFICATION OF TAXABLE VALUE  
And VALUE ATTRIBUTABLE TO GROWTH**

*{format for all political subdivisions other than  
a) sanitary improvement districts in existence five years or less, and  
b) community colleges, and c) school districts}*

**TAX YEAR 2021**

*{certification required on or before August 20<sup>th</sup>, of each year}*

**TO: MULLEN RURAL FIRE DISTRICT**

**P O BOX 61  
MULLEN NE 69152**


**TAXABLE VALUE LOCATED IN THE COUNTY OF: CHERRY**

Name of Political Subdivision	Subdivision Type (e.g. city, fire, NRD)	Value attributable to Growth	Total Taxable Value
MULLEN FIRE	Fire-District	22,680	218,403,972

*\*Value attributable to growth is determined pursuant to section 13-518 which includes real and personal property and annexation, if applicable.*

I BETTY DAUGHERTY, CHERRY County Assessor hereby certify that the valuation listed herein is, to the best of my knowledge and belief, the true and accurate taxable valuation for the current year, pursuant to Neb. Rev Stat. §13-509 and §13-518.

Betty C. Daugherty  
(signature of county assessor)



8/16/2021  
(date)

CC: County Clerk, CHERRY County

CC: County Clerk where district is headquarter, if different county, \_\_\_\_\_ County

*Note to political subdivision: A copy of the Certification of Value must be attached to the budget document.*

**CERTIFICATION OF TAXABLE VALUE  
And VALUE ATTRIBUTABLE TO GROWTH**

*{format for all political subdivisions other than  
a) sanitary improvement districts in existence five years or less, and  
b) community colleges, and c) school districts}*

**TAX YEAR 2021**

*{certification required on or before August 20<sup>th</sup>, of each year}*

**TO: PURDUM RURAL FIRE  
KIM COX, TREASURER  
84363 HARVEST AVE  
PURDUM NE 69157**


**TAXABLE VALUE LOCATED IN THE COUNTY OF: CHERRY**

Name of Political Subdivision	Subdivision Type (e.g. city, fire, NRD)	Value attributable to Growth	Total Taxable Value
PURDUM FIRE	Fire-District	0	118,114,322

*\*Value attributable to growth is determined pursuant to section 13-518 which includes real and personal property and annexation, if applicable.*

I BETTY DAUGHERTY, CHERRY County Assessor hereby certify that the valuation listed herein is, to the best of my knowledge and belief, the true and accurate taxable valuation for the current year, pursuant to Neb. Rev. Stat. §13-509 and §13-518.

Betty C. Daugherty  
(signature of county assessor)



8/16/2021  
(date)

CC: County Clerk, CHERRY County

CC: County Clerk where district is headquarter, if different county, \_\_\_\_\_ County

*Note to political subdivision: A copy of the Certification of Value must be attached to the budget document.*

**CERTIFICATION OF TAXABLE VALUE  
And VALUE ATTRIBUTABLE TO GROWTH**

*{format for all political subdivisions other than  
a) sanitary improvement districts in existence five years or less, and  
b) community colleges, and c) school districts}*

**TAX YEAR 2021**

*{certification required on or before August 20<sup>th</sup>, of each year}*

**TO: SANDHILLS FIRE DISTRICT**

**P O BOX 350  
HYANNIS NE 69350**


**TAXABLE VALUE LOCATED IN THE COUNTY OF: CHERRY**

Name of Political Subdivision	Subdivision Type (e.g. city, fire, NRD)	Value attributable to Growth	Total Taxable Value
SANDHILLS FIRE	Fire-District	154,125	136,286,172

*\*Value attributable to growth is determined pursuant to section 13-518 which includes real and personal property and annexation, if applicable.*

I BETTY DAUGHERTY, CHERRY County Assessor hereby certify that the valuation listed herein is, to the best of my knowledge and belief, the true and accurate taxable valuation for the current year, pursuant to Neb. Rev. Stat. §13-509 and §13-518.

Betty Daugherty  
(signature of county assessor)



8/16/2021  
(date)

CC: County Clerk, CHERRY County

CC: County Clerk where district is headquarter, if different county, \_\_\_\_\_ County

*Note to political subdivision: A copy of the Certification of Value must be attached to the budget document.*



**CERTIFICATION OF TAXABLE VALUE  
And VALUE ATTRIBUTABLE TO GROWTH**

*{format for all political subdivisions other than  
a) sanitary improvement districts in existence five years or less, and  
b) community colleges, and c) school districts}*

**TAX YEAR 2021**

*{certification required on or before August 20<sup>th</sup>, of each year}*

**TO: THEDFORD FIRE DISTRICT**

**P O BOX 161  
THEDFORD NE 69161**


**TAXABLE VALUE LOCATED IN THE COUNTY OF: CHERRY**

Name of Political Subdivision	Subdivision Type (e.g. city, fire, NRD)	Value attributable to Growth	Total Taxable Value
THEDFORD FIRE	Fire-District	601,455	162,752,154

*\*Value attributable to growth is determined pursuant to section 13-518 which includes real and personal property and annexation, if applicable.*

I BETTY DAUGHERTY, CHERRY County Assessor hereby certify that the valuation listed herein is, to the best of my knowledge and belief, the true and accurate taxable valuation for the current year, pursuant to Neb. Rev. Stat. §13-509 and §13-518.

Betty Daugherty  
(signature of county assessor)



8/16/2021  
(date)

CC: County Clerk, CHERRY County

CC: County Clerk where district is headquarter, if different county, \_\_\_\_\_ County

*Note to political subdivision: A copy of the Certification of Value must be attached to the budget document.*

**CERTIFICATION OF TAXABLE VALUE  
And VALUE ATTRIBUTABLE TO GROWTH**

*{format for all political subdivisions other than  
a) sanitary improvement districts in existence five years or less, and  
b) community colleges, and c) school districts}*

**TAX YEAR 2021**

*{certification required on or before August 20<sup>th</sup>, of each year}*

**TO: VALENTINE RURAL FIRE DISTRICT  
ATTN: TOM DAVIS, TREASURER  
38979 STATE SPUR 16B  
VALENTINE NE 69201**


**TAXABLE VALUE LOCATED IN THE COUNTY OF: CHERRY**

Name of Political Subdivision	Subdivision Type (e.g. city, fire, NRD)	Value attributable to Growth	Total Taxable Value
VALENTINE FIRE	Fire-District	5,678,327	399,406,088

*\*Value attributable to growth is determined pursuant to section 13-518 which includes real and personal property and annexation, if applicable.*

I BETTY DAUGHERTY, CHERRY County Assessor hereby certify that the valuation listed herein is, to the best of my knowledge and belief, the true and accurate taxable valuation for the current year, pursuant to Neb. Rev. Stat. §13-509 and §13-518.

Betty J. Daugherty  
(signature of county assessor)



8/16/2021  
(date)

CC: County Clerk, CHERRY County

CC: County Clerk where district is headquarter, if different county, \_\_\_\_\_ County

*Note to political subdivision: A copy of the Certification of Value must be attached to the budget document.*

**CERTIFICATION OF TAXABLE VALUE  
And VALUE ATTRIBUTABLE TO GROWTH**

*{format for all political subdivisions other than  
a) sanitary improvement districts in existence five years or less, and  
b) community colleges, and c) school districts}*

**TAX YEAR 2021**

*{certification required on or before August 20<sup>th</sup>, of each year}*

**TO:      WOOD LAKE RURAL FIRE DISTRICT  
          ATTN: TED BUECHLE, TREASURER  
          87313 S WOOD LAKE RD  
          WOOD LAKE NE 69221**


**TAXABLE VALUE LOCATED IN THE COUNTY OF: CHERRY**

Name of Political Subdivision	Subdivision Type (e.g. city, fire, NRD)	Value attributable to Growth	Total Taxable Value
WOOD LAKE FIRE	Fire-District	15,030	147,347,223

*\*Value attributable to growth is determined pursuant to section 13-518 which includes real and personal property and annexation, if applicable.*

I BETTY DAUGHERTY, CHERRY County Assessor hereby certify that the valuation listed herein is, to the best of my knowledge and belief, the true and accurate taxable valuation for the current year, pursuant to Neb. Rev Stat. §13-509 and §13-518.

Betty Daugherty  
(signature of county assessor)



8/16/2021  
(date)

CC: County Clerk, CHERRY County

CC: County Clerk where district is headquarter, if different county, \_\_\_\_\_ County

*Note to political subdivision: A copy of the Certification of Value must be attached to the budget document.*

**CERTIFICATION OF TAXABLE VALUE  
And VALUE ATTRIBUTABLE TO GROWTH**

*{format for all political subdivisions other than  
a) sanitary improvement districts in existence five years or less, and  
b) community colleges, and c) school districts}*

**TAX YEAR 2021**

*{certification required on or before August 20<sup>th</sup>, of each year}*

**TO: GORDON MEMORIAL HOSPITAL**

**300 EAST 8TH STREET  
GORDON NE 69343**


**TAXABLE VALUE LOCATED IN THE COUNTY OF: CHERRY**

Name of Political Subdivision	Subdivision Type (e.g. city, fire, NRD)	Value attributable to Growth	Total Taxable Value
GORDON MEMORIAL HOSP	Misc-District	66,538	206,467,674

*\*Value attributable to growth is determined pursuant to section 13-518 which includes real and personal property and annexation, if applicable.*

I BETTY DAUGHERTY, CHERRY County Assessor hereby certify that the valuation listed herein is, to the best of my knowledge and belief, the true and accurate taxable valuation for the current year, pursuant to Neb. Rev. Stat. §13-509 and §13-518.

Betty Daugherty  
(signature of county assessor)



8/16/2021  
(date)

CC: County Clerk, CHERRY County

CC: County Clerk where district is headquarter, if different county, \_\_\_\_\_ County

*Note to political subdivision: A copy of the Certification of Value must be attached to the budget document.*

**CERTIFICATION OF VALUE  
FOR COMMUNITY REDEVELOPMENT PROJECTS  
Or Tax Increment Financing Projects (TIF)  
BASE AND EXCESS VALUE**

**TAX YEAR 2021**  
*{certification required annually}*


**TO City or Community Redevelopment Authority (CRA):**

**TIF BASE & EXCESS VALUE LOCATED IN THE CITY OF VALENTINE,  
LOCATED IN THE COUNTY OF CHERRY.**

NAME of TIF PROJECT	TIF BASE VALUE	TIF EXCESS VALUE
RANGLAND FOODS TIF	78,549	1,113,081

I BETTY DAUGHERTY, CHERRY County Assessor hereby certify that the valuations listed herein is, to the best of my knowledge and belief, the true and accurate BASE VALUE and EXCESS VALUE for the Community Redevelopment/Tax Increment Financing Projects (TIF) for the current year, pursuant to Neb. Rev. Stat. §18-2148, §18-2149, and §13-509.

Betty J. Daugherty  
*(signature of county assessor)*



8/16/2021  
*(date)*

CC: County Clerk, CHERRY County  
CC: County Treasurer, CHERRY County

**CERTIFICATION OF VALUE  
FOR COMMUNITY REDEVELOPMENT PROJECTS  
Or Tax Increment Financing Projects (TIF)  
BASE AND EXCESS VALUE**

**TAX YEAR 2021**  
*{certification required annually}*


**TO City or Community Redevelopment Authority (CRA):**

**TIF BASE & EXCESS VALUE LOCATED IN THE CITY OF VALENTINE,  
LOCATED IN THE COUNTY OF CHERRY.**

NAME of TIF PROJECT	TIF BASE VALUE	TIF EXCESS VALUE
ARCP SH VALENTINE NE LLC	153,743	2,736,822

I BETTY DAUGHERTY, CHERRY County Assessor hereby certify that the valuations listed herein is, to the best of my knowledge and belief, the true and accurate BASE VALUE and EXCESS VALUE for the Community Redevelopment/Tax Increment Financing Projects (TIF) for the current year, pursuant to Neb. Rev. Stat. §18-2148, §18-2149, and §13-509.

Betty of Daugherty  
*(signature of county assessor)*



8/16/2021  
*(date)*

CC: County Clerk, CHERRY County  
CC: County Treasurer, CHERRY County

**CERTIFICATION OF TAXABLE VALUE  
And VALUE ATTRIBUTABLE TO GROWTH**

*{format for all political subdivisions other than  
a) sanitary improvement districts in existence five years or less, and  
b) community colleges, and c) school districts}*

**TAX YEAR 2021**

*{certification required on or before August 20<sup>th</sup>, of each year}*

**TO: CITY OF VALENTINE  
ATTENTION: SHANE SIEWERT, MANAGER  
P O BOX 177  
VALENTINE NE 69201**


**TAXABLE VALUE LOCATED IN THE COUNTY OF: CHERRY**

Name of Political Subdivision	Subdivision Type (e.g. city, fire, NRD)	Value attributable to Growth	Total Taxable Value
VALENTINE CITY	City/Village	4,248,474	189,847,499

*\*Value attributable to growth is determined pursuant to section 13-518 which includes real and personal property and annexation, if applicable.*

I BETTY DAUGHERTY, CHERRY County Assessor hereby certify that the valuation listed herein is, to the best of my knowledge and belief, the true and accurate taxable valuation for the current year, pursuant to Neb. Rev. Stat. §13-509 and §13-518.

Betty J. Daugherty  
(signature of county assessor)



8/16/2021  
(date)

CC: County Clerk, CHERRY County  
CC: County Clerk where district is headquarter, if different county, \_\_\_\_\_ County

*Note to political subdivision: A copy of the Certification of Value must be attached to the budget document.*

**CERTIFICATION OF TAXABLE VALUE  
And VALUE ATTRIBUTABLE TO GROWTH**

*{format for all political subdivisions other than  
a) sanitary improvement districts in existence five years or less, and  
b) community colleges, and c) school districts}*

**TAX YEAR 2021**

*{certification required on or before August 20<sup>th</sup>, of each year}*

**TO: VILLAGE OF CODY**

**BOX 118  
CODY NE 69211**


**TAXABLE VALUE LOCATED IN THE COUNTY OF: CHERRY**

Name of Political Subdivision	Subdivision Type (e.g. city, fire, NRD)	Value attributable to Growth	Total Taxable Value
CODY VILLAGE	City/Village	115,061	6,298,996

*\*Value attributable to growth is determined pursuant to section 13-518 which includes real and personal property and annexation, if applicable.*

I BETTY DAUGHERTY, CHERRY County Assessor hereby certify that the valuation listed herein is, to the best of my knowledge and belief, the true and accurate taxable valuation for the current year, pursuant to Neb. Rev. Stat. §13-509 and §13-518.

Betty Daugherty  
(signature of county assessor)



8/16/2021  
(date)

CC: County Clerk, CHERRY County

CC: County Clerk where district is headquarter, if different county, \_\_\_\_\_ County

*Note to political subdivision: A copy of the Certification of Value must be attached to the budget document.*



**CERTIFICATION OF TAXABLE VALUE  
And VALUE ATTRIBUTABLE TO GROWTH**

*{format for all political subdivisions other than  
a) sanitary improvement districts in existence five years or less, and  
b) community colleges, and c) school districts}*

**TAX YEAR 2021**

*{certification required on or before August 20<sup>th</sup>, of each year}*

**TO: VILLAGE OF CROOKSTON  
PHYLLIS DANIELS, TREASURER  
P O BOX 77  
CROOKSTON NE 69212**


**TAXABLE VALUE LOCATED IN THE COUNTY OF: CHERRY**

Name of Political Subdivision	Subdivision Type (e.g. city, fire, NRD)	Value attributable to Growth	Total Taxable Value
CROOKSTON VILLAGE	City/Village	705,899	4,576,942

*\*Value attributable to growth is determined pursuant to section 13-518 which includes real and personal property and annexation, if applicable.*

I BETTY DAUGHERTY, CHERRY County Assessor hereby certify that the valuation listed herein is, to the best of my knowledge and belief, the true and accurate taxable valuation for the current year, pursuant to Neb. Rev. Stat. §13-509 and §13-518.

Betty C. Daugherty  
(signature of county assessor)



8/16/2021  
(date)

CC: County Clerk, CHERRY County

CC: County Clerk where district is headquarter, if different county, \_\_\_\_\_ County

*Note to political subdivision: A copy of the Certification of Value must be attached to the budget document.*

**CERTIFICATION OF TAXABLE VALUE  
And VALUE ATTRIBUTABLE TO GROWTH**

*{format for all political subdivisions other than  
a) sanitary improvement districts in existence five years or less, and  
b) community colleges, and c) school districts}*

**TAX YEAR 2021**

*{certification required on or before August 20<sup>th</sup>, of each year}*

**TO: VILLAGE OF KILGORE  
MARY VAN WINKLE, SECRETARY  
P O BOX 135  
KILGORE NE 69216**

**TAXABLE VALUE LOCATED IN THE COUNTY OF: CHERRY**


Name of Political Subdivision	Subdivision Type (e.g. city, fire, NRD)	Value attributable to Growth	Total Taxable Value
KILGORE VILLAGE	City/Village	601,179	3,764,898

*\*Value attributable to growth is determined pursuant to section 13-518 which includes real and personal property and annexation, if applicable.*

I BETTY DAUGHERTY, CHERRY County Assessor hereby certify that the valuation listed herein is, to the best of my knowledge and belief, the true and accurate taxable valuation for the current year, pursuant to Neb. Rev. Stat. §13-509 and §13-518.

Betty Daugherty  
(signature of county assessor)

8/16/2021  
(date)



CC: County Clerk, CHERRY County

CC: County Clerk where district is headquarter, if different county, \_\_\_\_\_ County

*Note to political subdivision: A copy of the Certification of Value must be attached to the budget document.*

**CERTIFICATION OF TAXABLE VALUE  
And VALUE ATTRIBUTABLE TO GROWTH**

*{format for all political subdivisions other than  
a) sanitary improvement districts in existence five years or less, and  
b) community colleges, and c) school districts}*

**TAX YEAR 2021**

*{certification required on or before August 20<sup>th</sup>, of each year}*

**TO: VILLAGE OF MERRIMAN  
CACEE MCCONAUGHEY TREASURER  
P O BOX 63  
MERRIMAN NE 69218**


**TAXABLE VALUE LOCATED IN THE COUNTY OF: CHERRY**

Name of Political Subdivision	Subdivision Type (e.g. city, fire, NRD)	Value attributable to Growth	Total Taxable Value
MERRIMAN VILLAGE	City/Village	47,551	2,589,879

*\*Value attributable to growth is determined pursuant to section 13-518 which includes real and personal property and annexation, if applicable.*

I BETTY DAUGHERTY, CHERRY County Assessor hereby certify that the valuation listed herein is, to the best of my knowledge and belief, the true and accurate taxable valuation for the current year, pursuant to Neb. Rev. Stat. §13-509 and §13-518.

Betty Daugherty  
(signature of county assessor)



8/16/2021  
(date)

CC: County Clerk, CHERRY County

CC: County Clerk where district is headquarter, if different county, \_\_\_\_\_ County

*Note to political subdivision: A copy of the Certification of Value must be attached to the budget document.*

**CERTIFICATION OF TAXABLE VALUE  
And VALUE ATTRIBUTABLE TO GROWTH**

*{format for all political subdivisions other than  
a) sanitary improvement districts in existence five years or less, and  
b) community colleges, and c) school districts}*

**TAX YEAR 2021**

*{certification required on or before August 20<sup>th</sup>, of each year}*

**TO: VILLAGE OF WOOD LAKE**

**P O BOX 788  
WOOD LAKE NE 69221**


**TAXABLE VALUE LOCATED IN THE COUNTY OF: CHERRY**

Name of Political Subdivision	Subdivision Type (e.g. city, fire, NRD)	Value attributable to Growth	Total Taxable Value
WOOD LAKE VILLAGE	City/Village	2,750	2,121,872

*\*Value attributable to growth is determined pursuant to section 13-518 which includes real and personal property and annexation, if applicable.*

I BETTY DAUGHERTY, CHERRY County Assessor hereby certify that the valuation listed herein is, to the best of my knowledge and belief, the true and accurate taxable valuation for the current year, pursuant to Neb. Rev. Stat. §13-509 and §13-518.

Betty Daugherty  
(signature of county assessor)



8/16/2021  
(date)

CC: County Clerk, CHERRY County

CC: County Clerk where district is headquarter, if different county, \_\_\_\_\_ County

*Note to political subdivision: A copy of the Certification of Value must be attached to the budget document.*

**CERTIFICATION OF TAXABLE VALUE  
And VALUE ATTRIBUTABLE TO GROWTH**

*{format for all political subdivisions other than  
a) sanitary improvement districts in existence five years or less, and  
b) community colleges, and c) school districts}*

**TAX YEAR 2021**

*{certification required on or before August 20<sup>th</sup>, of each year}*

**TO: VILLAGE OF NENZEL  
TIMOTHY NOLLETTE, TREASURER  
402 S MAIN STREET  
NENZEL NE 69219**


**TAXABLE VALUE LOCATED IN THE COUNTY OF: CHERRY**

Name of Political Subdivision	Subdivision Type (e.g. city, fire, NRD)	Value attributable to Growth	Total Taxable Value
NENZEL	City/Village	9,935	659,554

*\*Value attributable to growth is determined pursuant to section 13-518 which includes real and personal property and annexation, if applicable.*

I BETTY DAUGHERTY, CHERRY County Assessor hereby certify that the valuation listed herein is, to the best of my knowledge and belief, the true and accurate taxable valuation for the current year, pursuant to Neb. Rev. Stat. §13-509 and §13-518.

Betty Daugherty  
(signature of county assessor)



8/16/2021  
(date)

CC: County Clerk, CHERRY County

CC: County Clerk where district is headquarter, if different county, \_\_\_\_\_ County

*Note to political subdivision: A copy of the Certification of Value must be attached to the budget document.*

**CERTIFICATION OF TAXABLE VALUE  
And VALUE ATTRIBUTABLE TO GROWTH**

*{format for all political subdivisions other than  
a) sanitary improvement districts in existence five years or less, and  
b) community colleges, and c) school districts}*

**TAX YEAR 2021**

*{certification required on or before August 20<sup>th</sup>, of each year}*

**TO: CHERRY COUNTY AG SOCIETY**

**P O BOX 365  
VALENTINE NE 69201**


**TAXABLE VALUE LOCATED IN THE COUNTY OF: CHERRY**

Name of Political Subdivision	Subdivision Type (e.g. city, fire, NRD)	Value attributable to Growth	Total Taxable Value
AG SOCIETY	Misc-District	7,823,534	2,136,754,577

*\*Value attributable to growth is determined pursuant to section 13-518 which includes real and personal property and annexation, if applicable.*

I BETTY DAUGHERTY, CHERRY County Assessor hereby certify that the valuation listed herein is, to the best of my knowledge and belief, the true and accurate taxable valuation for the current year, pursuant to Neb. Rev. Stat. §13-509 and §13-518.

Betty C. Daugherty  
(signature of county assessor)



8/16/2021  
(date)

CC: County Clerk, CHERRY County

CC: County Clerk where district is headquarter, if different county, \_\_\_\_\_ County

*Note to political subdivision: A copy of the Certification of Value must be attached to the budget document.*

**CERTIFICATION OF TAXABLE VALUE  
And VALUE ATTRIBUTABLE TO GROWTH**

*{format for all political subdivisions other than  
a) sanitary improvement districts in existence five years or less, and  
b) community colleges, and c) school districts}*

**TAX YEAR 2021**

*{certification required on or before August 20<sup>th</sup>, of each year}*

**TO: CHERRY COUNTY HISTORICAL SOCIETY  
ATTN: VIOLA COLEMAN  
630 ESSEX STREET  
VALENTINE NE 69201**


**TAXABLE VALUE LOCATED IN THE COUNTY OF: CHERRY**

Name of Political Subdivision	Subdivision Type (e.g. city, fire, NRD)	Value attributable to Growth	Total Taxable Value
HISTORICAL SOCIETY	Misc-District	7,823,534	2,136,754,577

*\*Value attributable to growth is determined pursuant to section 13-518 which includes real and personal property and annexation, if applicable.*

I BETTY DAUGHERTY, CHERRY County Assessor hereby certify that the valuation listed herein is, to the best of my knowledge and belief, the true and accurate taxable valuation for the current year, pursuant to Neb. Rev. Stat. §13-509 and §13-518.

Betty Daugherty  
(signature of county assessor)



8/16/2021  
(date)

CC: County Clerk, CHERRY County

CC: County Clerk where district is headquarter, if different county, \_\_\_\_\_ County

*Note to political subdivision: A copy of the Certification of Value must be attached to the budget document.*